



VOLUNTARY LOCAL REVIEW 2021 YOKOHAMA

Report on the Implementation of the 2030
Agenda for Sustainable Development



ACKNOWLEDGEMENTS

Yokohama City is a member of SDGs Leadership Cities, a network of cities initiated and managed by the Brookings Institution to promote local leadership on the SDGs, which greatly inspired this report. As cities in the vanguard of localizing the SDGs, the members of the SDG Leadership Cities Network are discussing and taking actions on what they can do to advance sustainable development in a way that leaves no one behind. The practice and dissemination of the VLRs are one of the actions shaped by some members of the SDGs Leadership Cities Network.

We would like to thank Tony Pipa, Senior Fellow and Max Bouchet, Senior Policy Analyst, in the Center for Sustainable Development of the Brookings Institutions, as well as all the members of the SDG Leadership Cities network for their insights.

New York City, a member of the SDG Leadership Cities, proposed the "VLR Declaration" in 2019. According to New York City, hundreds of cities around the world are currently signing the VLR Declaration. The City of Yokohama signed the declaration in 2019. We would like to thank New York City for its positive and wonderful initiative that inspired the City of Yokohama to start considering VLR.

In creating this VLR, we have received advice from SDGs researchers regarding the content and structure of the VLR. We would like to extend our sincere appreciation to Junichi Fujino, Program Director of Integrated Sustainability Centre, and Yatsuka Kataoka, Program Director of City Taskforce, both of IGES (Institute of Global Environmental Strategies). Both Junichi Fujino and Yatsuka Kataoka of IGES helped us organize the first-ever session on the theme of VLR at the 10th Asia Smart City Conference (ASCC), an international conference hosted by Yokohama City that brings together representatives of Asian cities, government agencies, international organizations, academic institutions and private companies. We are beyond grateful for their support.

Note: Japanese Yen (JPY) is converted to US Dollar (USD): 1 USD = 110 JPY

TABLE OF CONTENTS

1. Opening Statement	4
2. Highlights	5
3. Introduction	5
4. Policy and Enabling Environment	8
(1) Incorporation of the SDGs in Local Framework and Consistency with the National SDGs Framework	8
(2) Leaving No One Behind	9
(3) Institutional Mechanisms	10
(4) Structural Issues	11
5. Methodology to Implement SDGs at a Local Level and Preparation of the Review	12
6. Progress on Goals and Targets	12
(1) SDGs in Medium- and Long-term Strategies in Yokohama	12
(2) Priority Goals and Targets in the SDGs Future City Yokohama	14
(3) Progress on the Major KPIs	20
(4) SDGs Local Indicator Lists	31
7. Means of Implementation	32
(1) Finance	32
(2) Capacity-building	34
(3) Multi-Stakeholder Partnerships	34
(4) Data and Monitoring	36
8. Special Feature: Supporting City-to-City Collaboration	37
9. Conclusions and Next Steps	40
Appendix	41



1. OPENING STATEMENT

Due to globalization, the movement of people across national borders has increased dramatically, and the threat of infectious disease epidemics and transmission has also increased. The spread of the COVID-19 has exposed the problems of a disparate society that is widespread not only in developing countries but also in developed countries. In addition, it has been pointed out that the increase in the world population and industrialization / urbanization may worsen water / food problems and health problems in the future. In order to protect people's health and safety from the threat of pandemics now and in the future, we will not only improve the medical care provision system, but also improve the infrastructure and nutritional status to improve the sanitary environment such as water and sewage and waste treatment in developing countries. In addition, in recent years, large-scale disasters caused by large typhoons, hurricanes, cyclones, and torrential rains have occurred one after another all over the world. It is expected that natural disasters will continue to intensify

due to the effects of climate change, and there are concerns that they will have serious impacts on people who are particularly vulnerable to disasters.

In order to resolve these global issues, it is important to steadily promote the Sustainable Development Goals (SDGs), which are the development goals of the international community as a whole, and to tackle issues in the environmental, social, and economic fields in an integrated manner.

Given that more than half of the world's population currently lives in urban areas, the power of cities and the efforts of cities are important for achieving the SDGs. While local governments have a large role to play in achieving the SDGs, expectations for the City of Yokohama as Japan's largest single municipality are rising. Yokohama needs to contribute to the peace and prosperity of the international community together with the cities of the world, such as by sharing advanced cases with cities around the world.

This is the first Voluntary Local Review, a report that reviews the status of the SDGs effort by the City of Yokohama, and is a new starting point for further promotion and contribution to the world in the future. Together with the citizens and the rest of the world, we will continue to make unremitting efforts toward the global achievement of the SDGs.

Sincerely,

山中竹春

YAMANAKA Takeharu
Mayor of the City of Yokohama

2. HIGHLIGHTS

The City of Yokohama is conscious of the SDGs in all measures, and in 2018, it formulated the city’s strategy “Medium-Term 4-Year Plan (2018-2021)” based on the perspective of the SDGs. This is the first time that a VLR report has been submitted, but the Yokohama City has practiced the localization of SDGs and has carried out a process similar to the purpose of Voluntary Local Review in Japan based on the SDGs Future Cities which was established by the Government of Japan in 2018. Yokohama City was selected as one of the SDGs Future Cities, cities that will work toward achieving the SDGs, by the Japanese government that year. Cities selected as SDGs Future Cities will formulate a plan according to the situation and issues of the city. Furthermore, in the SDGs Future City Plan, there is a mechanism to evaluate the progress of the Plan every year and submit it to the Cabinet Office. This report was created by the Yokohama City, International Affairs Bureau, mainly based on the results on the report “Reviews of the Yokohama City Medium-Term 4-Year Plan” and “Reviews of the SDGs Future City Plan” which incorporated our SDGs promotion process by Yokohama City. This report also emphasizes not only the domestic efforts towards SDGs within our city, but also the contribution to the global SDGs. Therefore, we will also focus on efforts for SDGs via Yokohama City’s intercity cooperation. The following is some examples of our efforts and achievements to contribute to the local SDGs.

- Established “Yokohama SDGs Design Center” to connect the regional issues with industrial technologies and knowledge of various entities such as companies and universities across fields and organizations;
- Launched “Y-SDGs certification system” to help local companies and organizations that promote SDGs, with utilizing the certification for their financing and public procurement;
- Promoted various initiatives through public-private partnership such as “Renewable Energy Utilization Strategy” development, achieved 23.7% decrease of greenhouse gas emissions compared to FY2013;
- Implemented a public assistance program for vulnerable people and a national health insurance program for all citizens based on a national program.

The City of Yokohama faced various urbanization problems caused by rapid population growth and economic growth in the 1950s and 1960s, and we have a history of solving such problems together with the public and private sectors. Based on the technology and know-how gained from this experience, Yokohama City has started the “Yokohama Partnership of Resources and Technologies Program” (hereinafter called Y-PORT Program) which will aim to solve urban problems that are occurring in cities around the world, mainly in Southeast Asia, through partnerships that transcend national borders and sectors. As part of its efforts for the Y-PORT Program, Yokohama City is working to grasp social issues and start solving them by utilizing the partnerships fostered between cities to disseminate information from VLRs to our global partners. This VLR is also the starting point for the further international contribution of Yokohama City.

3. INTRODUCTION

Yokohama City

Yokohama is located in the center of Japan, along the coastline of Japan’s Pacific Ocean, and one of the 15 Japanese Government-designated cities. The total population of Yokohama is 3.77 million, making the city the second largest after Tokyo’s 23 Wards. A number of foreign enterprises have established their branches in Yokohama by taking full advantage of the Yokohama Port which is an international trading port. Yokohama is a city of dreams for every Japanese person as well as its local citizens who are very proud of living here because it is not only very famous as a tourist mecca, but also has every urban function including, but not limited to, business and culture.

With only a population of 600, the small village of Yokohama started to become widely known to its own country and the world when its port first opened in 1859. Since then, Yokohama has been taking hold its business function as a modern trading city, pursuing export of Japanese silk and tea. Then, the Great Kanto Earthquake on September 1st, 1923 totally devastated Yokohama. Its original state, however, was mostly restored by around 1929 with the genuine efforts taken by the citizens. After 1931, Yokohama turned its direction towards becoming a heavy chemical industrial city grown from a successful commercial trading city as a result of the reclamation of the coast line which was eventually developed into the Keihin Industrial Area.

Bombing hit Yokohama on May 29, 1945, just before the end of World War II, burning 42% of the city. Due to the requisition of 90% of port facilities and 27% of the city by the Allied Forces after the war, Yokohama’s reconstruction and adjustment fell behind significantly compared to other cities. As Japan entered the age of high economic growth, however, Yokohama started to advance its city development and enjoy a rapid population growth. In 1989, Yokohama celebrated the 100th anniversary of the Commencement of the City Administration, and the Yokohama Expo (YES ’89) took place.

In the 160 years since the port’s opening, Yokohama has encountered many difficulties such as natural disasters and the pollution accompanying economic growth. However, every time the city has overcome these issues and achieved further growth with the progressive spirit of an open port. Today Yokohama enjoys a high reputation as one of the most popular cities to live in according to the research of several different private institutions and companies in Japan.

Importance of the cities for the achievement of the SDGs:

Cities’ influence on global challenges is increasing as more people move to cities. According to the United Nations, more than half of the world’s population has lived in cities since 2007, and that number is projected to reach 60% by 2030. Cities and metropolitan areas generate 60% of the world’s GDP, while accounting for about 70% of global carbon emissions and more than 60% of resource usage. According to the Organization for Economic Co-operation and Development (OECD), at least 105 of the 169 targets set out in the SDGs cannot be reached without proper involvement by local government. The United Nations High-Level Political Forum (HLPF), which reviews the progress of the SDGs, is also increasingly aware of the importance of cities. The HLPF has an annual ministerial meeting and a SDGs Summit taking place once every four years; the 2017 Ministerial Declaration stated the importance of local government involvement, and in 2019 The SDGs Summit Political Declaration included eliciting and supporting the power of cities to promote the 2030 Agenda. The 2021 ministerial declaration also noted

the VLRs (voluntary local reviews) as a useful tool to show progress and foster exchange in local implementation of the 2030 Agenda and the Sustainable Development Goals.

Public private partnership and city-to-city collaboration:

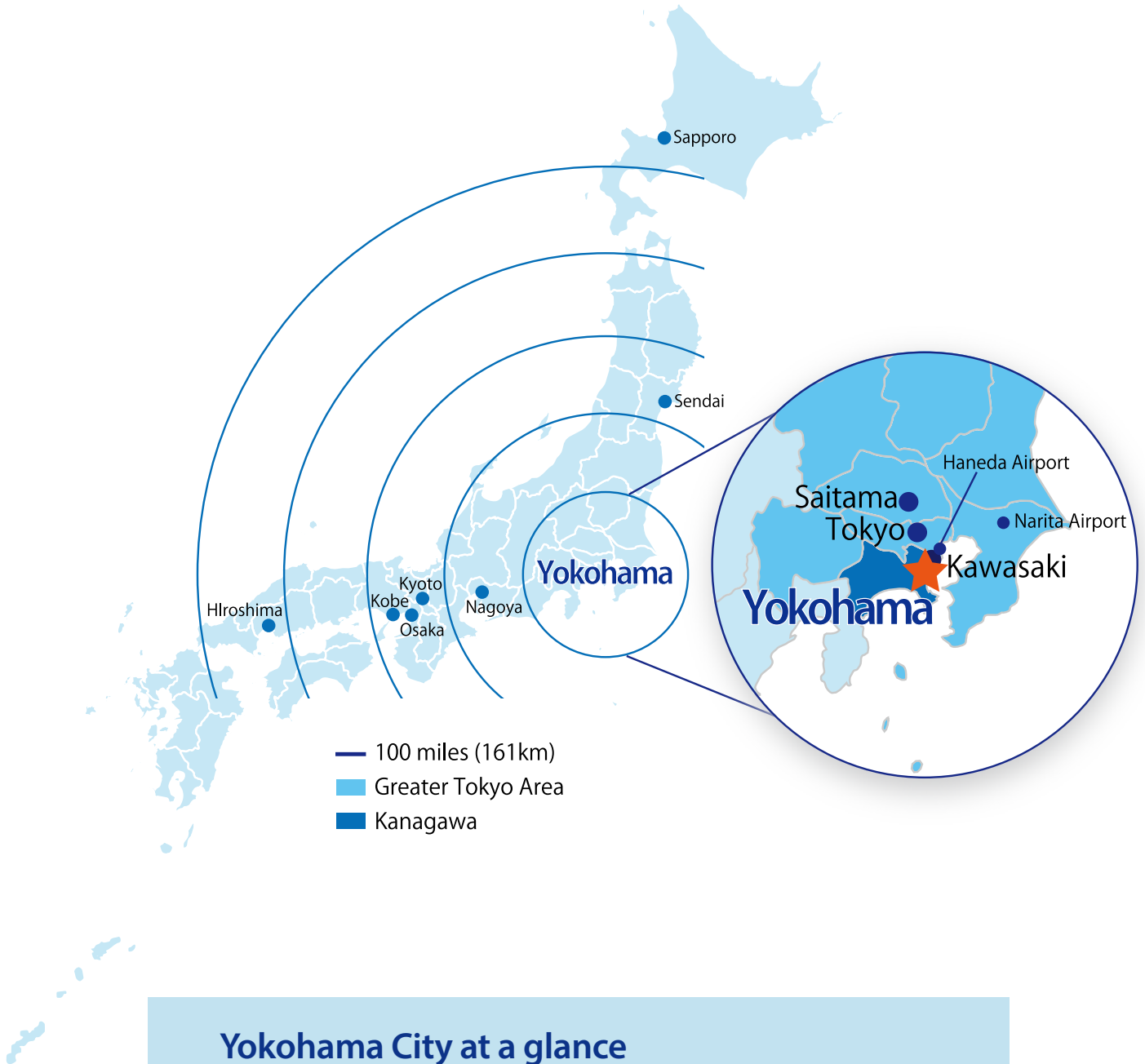
The City of Yokohama faced various urbanization problems such as waste problems, traffic congestion, water resource shortages, air pollution, and public land shortages caused by rapid population growth and economic growth in the 1950s and 1960s, and we have a history of solving such problems together with the public and private sectors. Based on the technology and the know-how gained from this experience, Yokohama City has started the Y-PORT Program which will solve urban problems that are occurring in developing and emerging cities around the world, mainly in Southeast Asia. This will be achieved through partnerships that transcend national borders and sectors by cooperating with small and medium-sized companies in Yokohama, and by leveraging the mechanism of the Japanese government’s Official Development Assistance (ODA).

Progress of the global SDGs:

Countries and cities are making efforts to achieve the SDGs, but unfortunately the progress of the SDGs worldwide has been slow. The 2019 SDGs Summit Political Declaration and the 2020 HLPF Ministerial Declaration clearly stated the delay in progress for the second consecutive year. The impact of the pandemic on the SDGs is also significant, and progress in developing countries is essential for the global achievement of the SDGs, including better recovery from COVID-19.

How Yokohama City can contribute to the SDGs:

In order to accelerate the progress of the global SDGs, contributing to them through partnerships between cities will become more and more important in the future. As part of its efforts for the Y-PORT Program, Yokohama City is working to grasp social issues and start solving them by utilizing the partnerships fostered between cities to disseminate information from VLRs to our global partners. This VLR is also the starting point for the further international contribution of Yokohama City.



Yokohama City at a glance

- Population: 3.77 million (as of 2021)
- Area: 435.71 km² (168.2 mi²)
- City Budget: 3,902 billion JPY (35.5 billion USD) (FY 2021)
- Gross product in Yokohama: 13,700 billion JPY (124.5 billion USD)
- Organizational structure: 20 bureaus and 18 ward offices

4. POLICY AND ENABLING ENVIRONMENT

(1) Incorporation of the SDGs in Local Framework and Consistency with the National SDGs Framework

The 17 goals of the SDGs are universal issues common to cities around the world, with an emphasis on integrated economic, social and environmental efforts for sustainable development, and collaboration with a wide range of stakeholders, including local governments. The City of Yokohama is conscious of the SDGs in all measures, and in 2018, it formulated the city’s strategy “Medium-Term 4-Year Plan (2018-2021)” based on the perspective of the SDGs. The Yokohama Medium-Term 4-Year Plan (2018-2021) sets forth the medium- and long-term strategy extending to 2030 and the policies to be promoted on a priority basis over the four years of its term. Its objective is to enable Yokohama to make a further leap toward the future, based on the foundation of achievement laid so far. In addition, the Plan describes the administrative and financial operations that will provide the basis for deployment of these policies. Implementation of the plan will be grounded in the perspective of respect for human rights. Yokohama is committed to the promotion of initiatives in each field with an emphasis on the philosophy behind SDGs.

This is the first time that a VLR report has been submitted,

but Yokohama City has practiced the localization of SDGs and has carried out a process similar to the purpose of VLR in Japan. The Government of Japan has established a system to select cities that will work toward achieving the SDGs as “SDGs Future Cities” in 2018 as part of the government’s initiative called “SDGs for Regional Revitalization,” and Yokohama City was selected as one of the SDGs Future Cities that year. About 30 local governments are selected as SDGs Future Cities every year, and more than 120 local governments have been selected so far (2018-2021). Cities selected as SDGs Future Cities will formulate a plan (SDGs Future City Plan) reflecting the situation and issues of the city. Furthermore, for the SDGs Future City Plans, there is a mechanism to evaluate the progress of the Plan every year and submit it to the Cabinet Office, Government of Japan. In Japan, more than 120 local governments, including Yokohama City, have gone through the process of selecting, planning, implementing, reviewing, and improving as SDGs Future Cities and this series of processes localizing the SDGs, which is the global agenda, can be said that the domestic version of VLR is being carried out.

Process of Localization of SDGs in Yokohama

2018

- Formulated a Medium-Term 4-Year Plan for Yokohama City
- Formulated SDGs Future City Plan (2018-2020) in alignment with the Medium-Term 4-Year Plan



Every Year

- Review of the yearly progress of Yokohama City Medium-Term 4-Year Plan
- Submit progress evaluation of SDGs Future City Plan to Cabinet office

(2) Leaving No One Behind

The phrase “No One Left Behind,” which is a fundamental idea of the SDGs, also applies to municipalities, and the 17 goals are universal issues common to cities around the world. Local governments are expected to play a role in achieving the SDGs, with the Government of Japan emphasizing the role of local governments in the “SDGs Implementation Guidelines” formulated in December 2016, and encouraging them to reflect the alignment of their local plans to the SDGs. In February 2018, Japan’s “FutureCity” concept was developed into the “SDGs Future City,” encouraging advanced efforts by local governments.

Under these circumstances, the City of Yokohama is required to be aware of the SDGs in all measures. In order to cherish the SDGs philosophy (Leaving No One Behind) in promoting measures in each field, we have started by relating the goals of the SDGs to each medium- to long-term strategy of the Yokohama City Medium-Term 4-Year Plan. In addition, we have been promoting new efforts, such as the establishment

of the “SDGs Design Center” as an “SDGs Future City” selected by the national government in June 2018, to expand upon the foundation Yokohama had created as a “FutureCity.” Based on the SDGs philosophy, we are taking advantage of Yokohama’s characteristics and resources, and focusing on environmental efforts that have been highly evaluated both in Japan and overseas, as well as leading efforts to solve social issues while creating an urban center bustling with economy and culture. Through public-private partnerships, we are promoting efforts to become a model for a large city that creates new value.

Reacting to “No One Left Behind” in international dimensions, Yokohama is making more efforts on collaborative initiatives in various fields such as climate actions, women empowerment and aging population as well as cooperation leveraging Yokohama’s experiences and know-hows on solving urban problems.



(3) Institutional Mechanisms

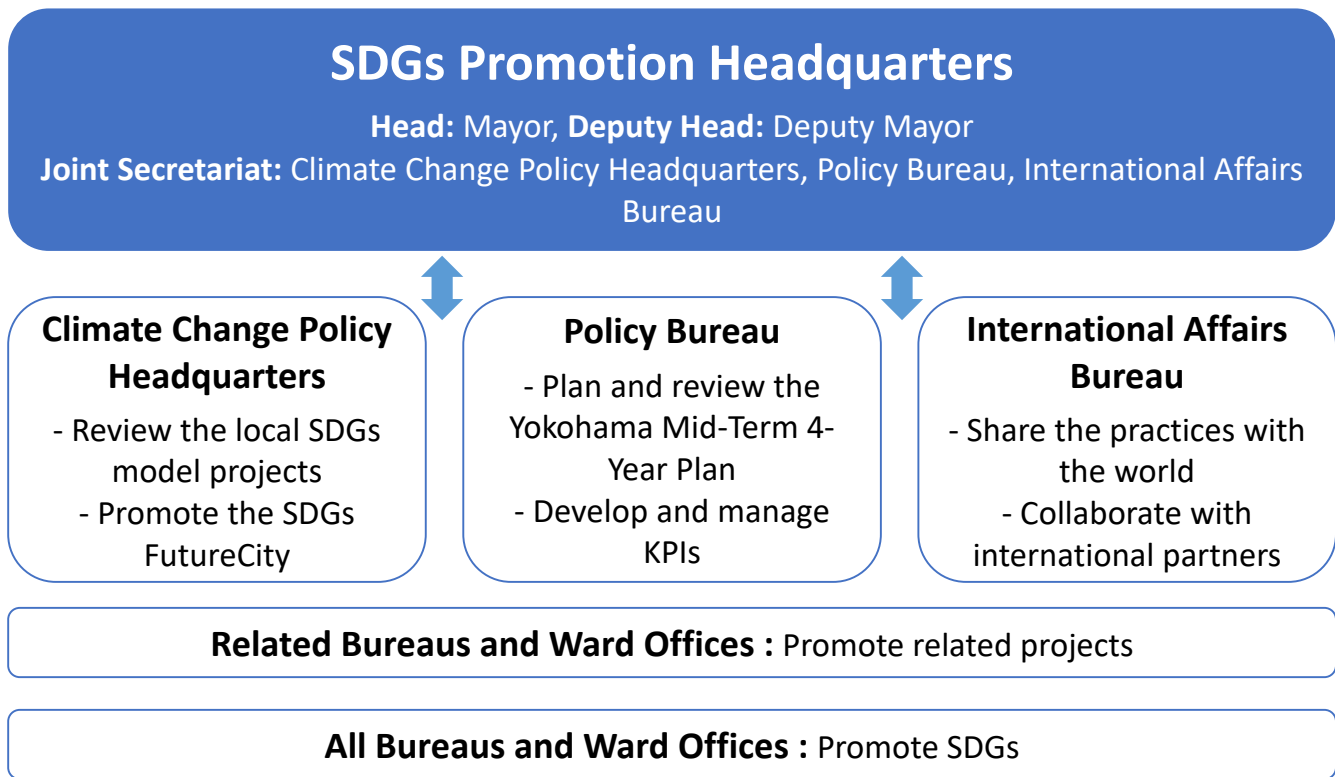
Utilization of dedicated organization:

In order to promote the efforts of the SDGs Future City, the “SDGs Future City Promotion Division” was established as a mechanism, and in order to strengthen the cooperation system of each ward bureau, cross-cutting efforts will be made with the staff of the department manager level and the section manager level concurrently. This system will be utilized to support Yokohama’s inclusion as an SDGs Future City, which promotes integrated efforts on the three aspects of environment, economy, and society.

Yokohama City SDGs promotion headquarters:

The “Yokohama City SDGs Promotion Headquarters (*),” headed by the mayor, was set up to promote, coordinate policies and share information on SDGs efforts across many departments inside the city hall, and flexibly implement “SDGs Future City Planning.”

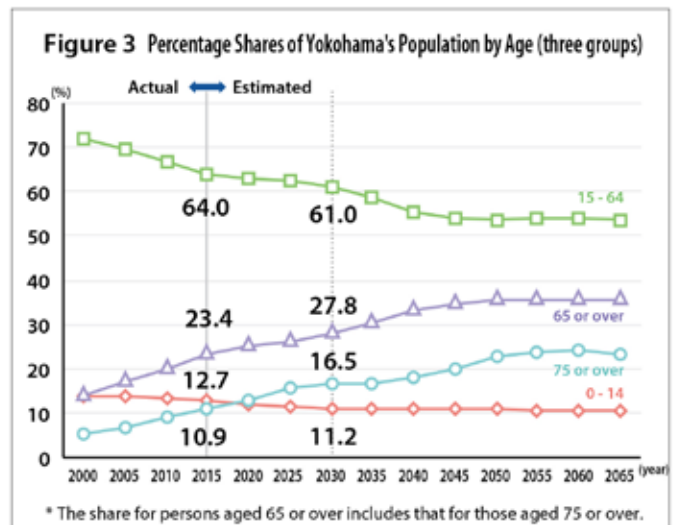
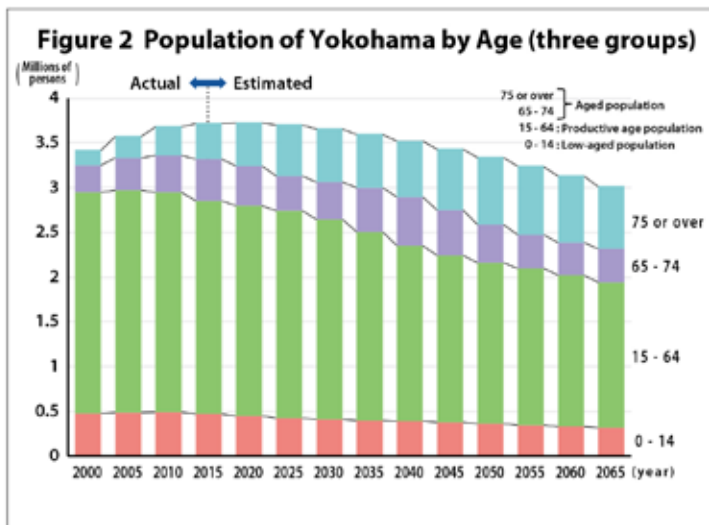
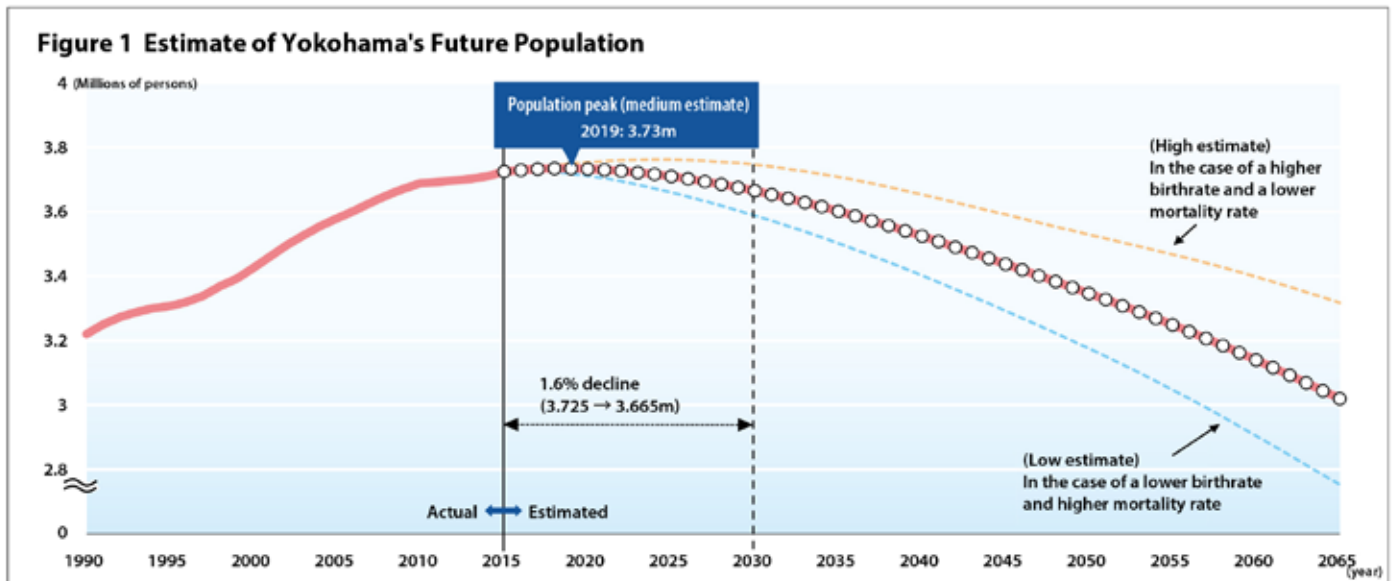
* The secretariat of the headquarters is jointly established by the Climate Change Policy Headquarters, the Policy Bureau, and the International Affairs Bureau.



(4) Structural Issues

The working-age population is already declining. In 2016, the number of deaths exceeded the number of births, and it began to decline naturally for the first time after WWII. To realize a society where everyone can play an active role in their own way, efforts on this front will become even more important. In recent years, the number of foreigners living in the city has increased. In 2019, the foreign population will exceed 100,000 (about 3% of the total population in Yokohama), and efforts

for multicultural coexistence are becoming more important. By 2025 the population aged 65 and over will reach 1 million, and the population aged 75 and over will reach 600,000, and 2025 is just around the corner. It is more necessary than ever to create a system that can provide medical care and long-term care when needed, as well as promoting support for good health so that people can continue to live healthy and independent lives.



Source for figures 1 - 3: "Estimated Future Population of Yokohama," City of Yokohama Policy Bureau, December 2017; actual figures in Figure 2 and Figure 3 are based on the "National Census," Bureau of Statistics, Ministry of Internal Affairs and Communications.

5. METHODOLOGY TO IMPLEMENT SDGS AT A LOCAL LEVEL AND PREPARATION OF THE REVIEW

A VLR is not a product, but the process of promoting SDGs in cities, and this report also emphasizes the process and mechanism of promoting SDGs in Yokohama.

Mapping and aligning to the local priorities:

The first thing we did to promote the SDGs in our city was to map and align the city’s policy agenda with the SDGs goals. In 2018, Yokohama City formulated the city’s strategic plan, the “Yokohama City Medium-Term 4-Year Plan,” based on the perspective of the SDGs.

Planning and implementing SDGs oriented actions:

The “Yokohama City SDGs Future City Plan,” which is linked to the Medium-Term 4-Year Plan, sets priority goals, targets, and indicators that localize the SDGs.

Reviewing the plans and actions:

In the Medium-Term 4-Year Plan, in addition to managing the progress of the target projects every year, the efforts of the SDGs were also verified in the interim review of 2020. In addition, in the SDGs Future City Plan, the entire plan is evaluated on the institutional mechanisms, cooperation with

stakeholders, dissemination and enlightenment, contribution of regional revitalization, and the progress of efforts that contribute to the SDGs positioned in the plan.

This report was created by the City of Yokohama’s International Affairs Bureau with the cooperation of related sections, mainly based on the results on the report “Reviews of the Yokohama City Medium-Term 4-Year Plan” and “Reviews of the SDGs Future City Plan” which incorporated Yokohama City’s SDGs promotion process. The components and elements of this report are based on “Global Guiding Elements for Voluntary Local Reviews (VLRs) of SDG implementation” published by the United Nations Department of Economic and Social Affairs (UN DESA), and “Asia-Pacific Regional Guidelines on Voluntary Local Reviews” published by United Nations Economic and Social Commission for Asia Pacific (UN ESCAP).

This report also emphasizes not only the domestic efforts towards SDGs within our city, but also the contribution to the global SDGs. Therefore, we will also focus on efforts for SDGs through intercity cooperation by Yokohama City.




6. PROGRESS ON GOALS AND TARGETS

(1) SDGs in Medium- and Long-term Strategies in Yokohama


















The City of Yokohama is committed to the promotion of initiatives in each field with an emphasis on the philosophy behind the SDGs. To this end, the Yokohama Mid-Term 4-Year Plan connects each of the medium- and long-term strategies* in the Yokohama Mid-Term 4-Year Plan with one or more of the 17 SDGs.

*The medium- and long-term strategies

- Strategy 1: An economically strong and creative city
- Strategy 2: A leading environmental city
- Strategy 3: A city undaunted by population ageing
- Strategy 4: A city that grows by bringing people and businesses together
- Strategy 5: A city where everyone can thrive
- Strategy 6: A forward-thinking resilient city



[6 Strategies of the Yokohama Mid-term 4-year Plan against 17 SDGs]


	Strategy 1	Strategy 2	Strategy 3	Strategy 4	Strategy 5	Strategy 6
					●	
	●					
			●			
	●	●			●	
					●	
		●				
		●				●
	●		●	●	●	●
	●	●		●		●
					●	
		●	●	●		●
		●				
		●				●
		●				
		●				
					●	
	●	●				

(2) Priority Goals and Targets in the SDGs Future City Yokohama

Yokohama, the FutureCity of SDGs, shares its vision through the medium- and long-term strategies (See 6(1)) and sets priority goals and targets for what it should achieve by

2030. The following is a review of the efforts and progress of the priority goals and targets set in the SDGs Future City Yokohama.

Overall

Goal, Target Numbers		Local Indicator	Target and Progress		
			Initial (2018)	Current (2020)	2030
	17.17	Promote projects by Yokohama SDGs Design Center	Concept study	Promote	Promote

Centered on the Yokohama SDGs Design Center, 16 trial efforts (as of Sep. 2021) were carried out to achieve integrated solutions to environmental, economic, and social issues. We

will continue to aim for the realization of the “Major City Model” through activity support and trial efforts by various actors.

[Spotlight] Yokohama SDGs Design Center



The Yokohama SDGs Design Center (hereinafter referred to as the “Design Center”) aims to realize the vision of the SDGs Future City Yokohama as a local government SDGs model project and is a goal-oriented, practical, intermediate support organization that acts as a stakeholder and works on problem solving through collaboration. The Design Center connects the “Needs” of the region (regional issues, etc.) with the “Seeds” (industrial technologies and knowledge) of various entities such as companies and universities across fields and organizations. It promotes the creation of a “Major City Model”, aiming for integrated solutions to environmental, economic and social issues.

[Functions and roles of the Design Center]

Marketing: Collect “Needs” and “Seeds” from regions, companies, universities, etc., and use this information to match Design Center members.

Coordination: Specialized coordinators for each field are assigned to the consultation desk to provide consultation on SDGs, dispatch instructors for training and seminars, and provide cooperation and support for demonstration experiments.

Innovation: Based on the aggregated “Needs” and “Seeds,” the Center will collaborate with companies, etc., and carry out trial efforts to solve problems from each aspect of the environment, economy, and society.

Promotion: Hold a forum for the purpose of widely disseminating the efforts of the Design Center and creating a place to encourage cooperation among various stakeholders, and carry out public relations and dissemination and enlightenment by disseminating information using websites etc.

[Achievements of Design Center: trial initiatives]

Based on the aggregated “Needs” and “Seeds,” the Design Center has been making trial efforts to solve problems from various aspects of the environment, economy, and society by cooperating with companies. Going forward, it will continue to aim to contribute to the achievement of the SDGs by solving regional issues through the implementation of various trial efforts, including the examples of trial efforts shown below.

Yokohama Wood Straw Project:



Using thinned wood from Doshi Village (Yokohama’s water source forest outside the prefecture) as a raw material, the spread of Yokohama-produced “SDGs Straws Yokohama” wooden straws produced by people with disabilities will lead to decarbonization and measures against marine plastic waste.



Short-time telework demonstration experiment:



A new way of working via “Short-time Telework” was proposed, with short working hours using ICT (Information and Communications Technology) in close proximity to work and residence. The experiment was conducted in the Shiomidai district of Isogo Ward and the Tama Plaza district of Aoba Ward.



Enrichment of comfortable transportation project in Wakabadai district, Asahi ward:



Introduction of an on-demand bus in the Wakabadai district in Asahi Ward to create a comfortable mobility environment that is easy for the child-rearing generation and the elderly to move around. Additional services such as “Shopping & home delivery services” demonstration experiments were also conducted.



Enrichment of comfortable transportation project in Kamigou neopolis area, Sakae ward:



Demonstration using short-distance mobility for residents was conducted at Kamigou Neopolis area in Sakae Ward. We aim to realize a town where anyone can freely choose their means of transportation.



Biofuel local production for local consumption project:



Manufacture of biofuel from microalgae that grow by absorbing CO2 and waste cooking oil from restaurants in the city. We aim to expand the use of biofuels in various situations and aim for local production for local consumption of biofuels.




Marine education program:



A real-life problem-solving program was held at Kanto Gakuin Mitsuura Junior High School and Hirakata Bay. Through classes that connect the classroom and the ocean with live images, we provide a place to learn and think about the history and environment of the sea around us, such as marine plastic waste problems.




Economy

Goal, Target Numbers		Local Indicator	Target and Progress		
			Initial (2018)	Current (2020)	2030
	7.2	Create a low carbon, zero-waste city that supports economic activity	Revise the plan for global warming countermeasures	Greenhouse gases -23.7% (preliminary figures)	Greenhouse gases -30%

Based on “Collaboration Agreement on Renewable Energy,” an alliance of 13 municipalities from Tohoku region, power supply has started from the Township of Yokohama in Aomori Prefecture, and has promoted various initiatives through public-private partnership such as “Renewable Energy Utilization Strategy” development, and achieved 23.7% decrease of greenhouse gas emissions compared to FY2013 (preliminary figures for FY2019). We are implementing a promotional campaign at businesses and citizens to switch to a renewable energy source and aim to realize “Zero Carbon Yokohama” by 2050.




The Minato Mirai 21 district

Goal, Target Numbers		Local Indicator	Target and Progress		
			Initial (2018)	Current (2020)	2030
	8.2	Strengthen industrial base and strategically attract businesses	Strategically attract businesses	Strategically attract businesses	Strengthen industrial base and strategically attract businesses
	8.3				

We have promoted business attraction into Yokohama aggressively, such as issuing 21 certifications of “Business Location Incentive Program,” and our city has been successful in attracting and locating companies in 199 cases within

the last three years. The declaration of “Innovation City, Yokohama,” aims to generate a business area that will create next-generation industries.

Goal, Target Numbers		Local Indicator	Target and Progress		
			Initial (2018)	Current (2020)	2030
	9.4	Sustainable growth and development of companies in Yokohama	Promote projects through I-TOP Yokohama, LIP. Yokohama, etc.	Promote projects through I-TOP Yokohama, LIP. Yokohama, etc.	Sustainable growth and development of companies in Yokohama


The City of Yokohama supports the creation of projects through collaboration between industry, government, and academia, with programs such as “I-TOP Yokohama” matching partners and conducting demonstration experiments on Autonomous Driving, Smart Homes, etc., and “LIP. Yokohama” programs,

matching Research & Development support in the health and medical fields. Those two platforms will be linked to each other in the future to further promote open innovation between these fields.




Yokohama Sankeien garden

Society

Goal, Target Numbers		Local Indicator	Target and Progress		
			Initial (2018)	Current (2020)	2030
	5.5	Support active roles for women, senior citizens, and young people	Support employment, career development, and entrepreneurship for women	Support employment, career development, and entrepreneurship for women	Achieve a society when everyone can reach their potential


”The Yokohama Good Balance Award” which certifies business establishments where both men and women can work comfortably, has certified 199 business establishments, the highest number ever. We will further promote the active participation of women in the workforce by supporting the

formulation of plans for small and medium-sized enterprises in the city and holding “Women’s Top Management Training Seminars” to support women at the department manager level who play a central role in the enterprise.

Goal, Target Numbers		Local Indicator	Target and Progress		
			Initial (2018)	Current (2020)	2030
	3.8	Maintain health and independent living	Implement health promotion and preventative care	Implement health promotion and preventative care	Promote initiatives aimed at extending healthy life expectancy

We encourage those who have not yet undergone the National Health Insurance Special Health Checkup by carrying out individual recommendations according to the characteristics of the target person. With the “Yokohama Walking Point” app


that awards points based on steps traveled, we have started a new award system for long-term users, and we will continue to promote the habituation and establishment of positive health behavior.

Goal, Target Numbers		Local Indicator	Target and Progress		
			Initial (2018)	Current (2020)	2030
	11.3	Promote community development of compact suburbs	Promote sustainable suburban residential areas	Promote sustainable suburban residential areas	Achieve suburban areas where everyone wants to live and keep living

Promote compact and vibrant town development through public-private partnerships such as the redevelopment of Futamatagawa Station south exit and Kanazawa-Hakkei Station east exit, business promotion conscious of SDGs


around Tokaichiba Station, and comprehensive regeneration of the housing complex through the efforts of the housing complex consortium.

Environment

Goal, Target Numbers		Local Indicator	Target and Progress		
			Initial (2018)	Current (2020)	2030
	15.1	Developing a city where a rich natural environment and lifestyle coexist	Develop Garden Necklace YOKOHAMA	Develop Garden Necklace YOKOHAMA	Hold International Garden Expo (FY 2026) Develop Garden City Yokohama taking advantage of flowers, greenery, agriculture, and water
	15.5				


At the annual meeting of the International Horticultural Association in September 2019, the City of Yokohama received an approval to host the 2027 International Horticultural Expo through the creation of liveliness and charm such as the series of flower-decorating “Garden Necklace Yokohama” projects,

leading efforts to establish Yokohama as a “Garden City.” The goal for this is to create attractiveness and liveliness by utilizing parks through public-private partnerships (PARK-PFI) and utilize green infrastructure that adapts to climate change.

Goal, Target Numbers		Local Indicator	Target and Progress		
			Initial (2018)	Current (2020)	2030
	12.3	Achieve a sustainable, circular society and a clean city	Promote 3R activities through collaboration of citizens and businesses	Promote 3R activities through collaboration of citizens and businesses	Total volume of garbage and resources -10% (FY 2025)
	12.5				

We promoted public awareness so that citizens and businesses can take the initiative in the 3Rs (Reduce, Reuse and Recycle).

In 2019, we formulated the “Yokohama Plastic Resource Recycling Action Program” and are working on urgent issues.

Goal, Target Numbers		Local Indicator	Target and Progress		
			Initial (2018)	Current (2020)	2030
	13.1	Achieve and disseminate major city model for global warming policy and energy policy	Promote pioneering initiatives to achieve major city model	Promote pioneering initiatives to achieve major city model	Achieve an environmentally advanced city full of flowers and greenery
	13.3				

Achieved a 23.7% reduction in greenhouse gas emissions (preliminary figures for FY2019) from FY2013 by various efforts such as proceeding with the construction of virtual power plants at 59 elementary and junior high schools in the city and the first ward office building in Japan. We aim to

realize Zero Carbon Yokohama in 2050 by supplying renewable energy based on the “Collaboration Agreement on Renewable Energy” and converting all electricity consumed by the entire city hall to renewable energy by 2050.

(3) Progress on the Major KPIs

In the SDGs Future City Yokohama plan, KPIs are set in line with the “Yokohama City Medium-Term 4-Year Plan (2018-2021)” and representative ones are set for each initiative.

The following is the progress and review of representative indicators contributing to SDGs.

An Economically Strong and Creative City



Number of projects created by open innovation

Initial value	FY2018	FY2019	FY2020	Target value	Progress
42 cases/year (FY2017)	82 cases/year (2017)	101 cases/year	112 cases/year	300 cases (4 years, 2018-2021)	98%

In collaboration with companies and universities, we are promoting efforts aimed at building business areas that will create next-generation industries, such as exchanging innovation human resources and creating new businesses, and

has created a total of 295 projects in the last three years. We will continue to collaborate with the Yokohama SDGs Design Center and "YOXO BOX," a growth support base for startup companies and entrepreneurs in the City Center.

Number of cooperation / collaboration projects with overseas cities, etc.

Initial value	FY2018	FY2019	FY2020	Target value	Progress
166 cases/year (FY2017)	245 cases/year	213 cases/year	70 cases/year	700 cases (4 years, 2018-2021)	75%

Assisted with TICAD7, the 7th Tokyo International Conference on African Development, held in Yokohama in August 2019, and its side event, “African Clean Cities Platform”, etc. Yokohama City has worked on a total of 528 overseas cities and cooperation projects in the last three years. We have

promoted cooperation and collaboration with international organizations based in the city and CITYNET. We will promote the further success of citizens and businesses through further cooperation and collaboration with overseas cities.

Tourism consumption

Initial value	FY2018	FY2019	FY2020	Target value	Progress
355.7 billion JPY (32.3 billion USD) (March 2018)	363.3 billion JPY (33.0 billion USD)	376.2 billion JPY (34.2 billion USD)	105 billion JPY (9.5 billion USD)	382.1 billion JPY (34.7 billion USD) (2021)	27%

Promotion of universal tourism, improving environment for tourists, such as by sequentially starting to provide information signage with advertisements and providing public wireless LAN services with public-private partnerships in the city center coastal area and Shin-Yokohama city center.

We will focus on attracting domestic customers, and at the same time, we will attract overseas customers by responding appropriately with the recovery situation from COVID-19 pandemic.



Our city operates “Life Innovation Platform Yokohama” (hereinafter referred to as “LIP Yokohama”) which aims to continuously create innovations in the health and medical fields and is a platform for industry-academia-government collaboration. In addition to creating new projects from a network consisting of companies, universities, and research institutes, we also provide individual consultation support to medium-sized and venture companies, including member companies of “LIP Yokohama,” and holding matching events with large-scale companies in different fields. With exhibition support for domestic and overseas exhibitions, etc., 757 matchings were realized in two years (FY2018 and FY2019), and we have contributed towards technical ability improvement by promoting innovation and supporting research and development.



Yokohama City deepened exchanges with Africa at the “Tokyo International Conference on African Development (TICAD)” held in Yokohama in the past, actively sharing the experience and technology of solving urban problems in Yokohama, and promoting high-quality urban development. In addition to cooperating, we are working on city exchange, human resource development, and business support. In August 2019, with the opening of the “7th Tokyo International Conference on African Development” in Yokohama, which was attended by 53 African countries including 42 summit level officials, as the “Closest City to Africa” (i.e. the city with the strongest ties), we have strengthened global partnerships with each country, international organization, and private sectors”. In addition to receiving 1,686 representatives in two years, such as inspections / trainings and exchanges of opinions from African cities and embassies of various countries, we have created opportunities for young people who will be responsible for the future to come into contact with and better understand diverse cultures and values through program such as “One School One Country Project”.

A Leading Environmental City



Community-based flower and green initiatives in 18 Wards

Initial value	FY2018	FY2019	FY2020	Target value	Progress
0 cases/year (FY2017)	18 cases/year	18 cases/year	18 cases/year	72 cases (4 years, 2018-2021)	75%

The “Garden Necklace Yokohama” projects, which have been held every year since 2018 as a leading initiative to promote Garden City Yokohama, was held in 2020 while considering the impact of COVID-19 pandemic. In addition, we worked to

create charm with flowers and greenery throughout the city, by holding events such as “Autumn Rose & Garden Market 2020” and “Autumn Satoyama Garden Festa.”

Greenhouse gas emissions in the city area * calculated using the 2010 electricity emission factor

Initial value	FY2018	FY2019	FY2020	Target value	Progress
19.7% decrease (FY2015 (compared to FY2013))	20.6% decrease	22.4% decrease	23.7% decrease (Preliminary figures)	22% decrease FY2021	107%

To promote the spread of renewable energy, we have signed a “Collaboration Agreement on Renewable Energy” with Happo Town in Akita Prefecture, the 13th local government to sign this kind of agreement with the City of Yokohama. We achieved 23.7% decrease in greenhouse gas emissions

compared to FY2013 (preliminary figures for FY2019). We are aiming to realize “Zero Carbon Yokohama” by 2050 by implementing a renewable energy switching promotion campaign for businesses and citizens.

Total amount of garbage and resources

Initial value	FY2018	FY2019	FY2020	Target value	Progress
1,208,000 tons / year (FY2017)	1,195,000 tons / year	1,221,000 tons / year	1,200,000 tons / year	1,173,000 tons / year FY2021 (3% of decrease compared to FY2017)	88%

We have promoted efforts to improve citizen services such as “Yokohama Plastic Resource Recycling Action Program” (2019), and provided garbage disposal support for the elderly,

people with disabilities and foreigners. We will continue to implement effective measures to address issues such as the urgent issue of plastics disposal.




We are promoting Food Bank and Food Drive activities at nearby places (ward offices, supermarkets, etc.) where city residents can donate food on a regular basis. In addition, we have contributed to the reduction of food waste and developed activities from various perspectives under multidisciplinary cooperation, such as holding a total of 134 symposiums and lectures over the past two years (FY2018 and FY2019) to change how we think about “Food” in collaboration with businesses and international organizations.



Trial efforts such as the “Yokohama Wood Straw Project” have been carried out 13 times in two years (FY2018 and FY2019) and aimed at both creating a real-world connection to the SDGs, and raising awareness of marine plastic waste in collaboration with various actors such as cities and companies working on the SDGs, centered on the “Yokohama SDGs Design Center”. In addition, at “Garden Necklace Yokohama,” cities and companies participated to create beauty and generate interest in flowers and greenery, and put on activities to familiarize citizens with the flowers and greenery in each ward.

In addition, Park-PFI was used in the “Satoyama Garden” to create charm and liveliness through public collaboration. These efforts have contributed to the promotion and encouragement of various partnerships among public, private and citizens based on the experience of various resource strategies.

A City Undaunted by Population Ageing



Number of networks with community-based welfare organizations and institutions through community care plazas, etc.

Initial value	FY2018	FY2019	FY2020	Target value	Progress
682 cases/year (FY2017)	721 cases/year	759 cases/year	677 cases/year	800 cases in FY2021	85%

The number of networks with community-based welfare organizations and institutions such as Community Care Plazas, etc. was only 677 in 2020 due to COVID-19 pandemic. However, by promoting the creation of places to live in a

familiar living area while taking measures against infectious diseases, the total number of exchanges and places in local community in the last 4 years was 8,385 cases, which exceeded the expected business volume.

Cancer screening detailed examination consultation rate (stomach, lung, large intestine, uterus, breast cancer screening)

Initial value	FY2018	FY2019	FY2020	Target value	Progress
70.0% (FY2017 (average value of each item))	79.4% (average value of each item)	73.6% (average value of each item)	62.2% (average value of each item)	85% (FY2021 all items)	73%

The rate of detailed examinations for cancer screening decreased due to the COVID-19 pandemic. Since FY2019, the

out-of-pocket cost for colorectal cancer has been newly made free to promote early detection and treatment of cancer.

Number of participants in local long-term care prevention activity groups


Initial value	FY2018	FY2019	FY2020	Target value	Progress
32,042 people (FY2017)	36,739 people	41,392 people	40,533 people	34,000 people (FY2021)	119%

The number of local activities by residents is 9,072 cases which is higher than the previous year. In the Pro Bono Project, participants from the Pro Bono Worker Recruitment Briefing Session formed teams and provided support to 10 local

activity groups. To achieve “Positive Aging,” we will promote the construction of a homepage “Comprehensive Community Care Portal Site” that summarizes information that elderly and their families want to know.



We are designating hospitals that strengthen the medical care system, such as obstetrics base hospitals with the aim of enhancing obstetrics and perinatal care. By continuing to provide support to the three obstetric base hospitals designated in FY2014 as medical institutions that handle childbirth, we are working to ensure an environment where children can be delivered safely, and striving to contribute to the ideal of “Health and Welfare for All.”



We see that efforts to maintain and improve the health of employees are investments that enhance the profitability of companies, and we are promoting “health management” that strategically practices health promotion from a management perspective. In 2016, we established the “Yokohama Health Management Certification System” to certify business establishments that are actively engaged in health management, and contributed to “Job Satisfaction and Economic Growth” by promoting the creation of a comfortable working environment.

A City That Grows by Bringing People and Businesses Together



Average number of passengers per day at stations in central Yokohama

Initial value	FY2018	FY2019	FY2020	Target value	Progress
3.41million people / day (FY2016)	3.52 million people / day	3.52 million people / day	Aggregation currently in process	3.61 million people / day (FY2021)	Aggregation currently in process

Although the daily average of passengers around Yokohama Station has decreased due to social distancing and other efforts to prevent the spread of COVID-19, we are continuing to work to improve attractiveness and create liveliness according to

the characteristics of each district. The number of employees in the Minato Mirai 21 district reached a record high of about 117,000 with the opening of new office building.

Satisfaction with maintenance around the nearest station

Initial value	FY2018	FY2019	FY2020	Target value	Progress
21.3% (2017)	20.4%	20.4%	22.7%	25% (FY2021)	91%

Around the railway station, we promoted the development of bases such as Ofuna Station North No. 2 District and Izumi Yumegaoka District. In promoting sustainable suburban residential area regeneration, we worked on new value creation such as the creation of regional exchange bases and workplaces utilizing the vacant lots of the Aobadai Post Office


to verify diverse work styles and new corporate locations along the Tokyu Denen-toshi Line. Around the railway station, we will steadily promote the land readjustment project in the area around Shin-Tsunashima Station and aim to complete the construction of the Seya Station South Exit 1st District Urban Redevelopment Project.

The number of housing units supplied in consideration of child-rearing households in public housing implemented by city policy

Initial value	FY2018	FY2019	FY2020	Target value	Progress
6,368 houses (FY2017) accumulated total)	6,496 houses (accumulated total)	7,177 houses (accumulated total)	7,275 houses (accumulated total)	8,500 houses (FY2021 accumulated total))	86%

92 new private rental housing units with rent subsidies for the elderly and child-rearing households were secured in FY2020, with a total of 488 units secured thus far. Established a service counter at the city hall to provide information and provide consultation to those who are having trouble securing a place to live. With the Yokohama City Residence Support Association as the core, the Council recognizes this

residence support organization as a “Supporter” in order to enhance the support system in which various housing support groups, such as real estate companies and welfare support groups cooperate, and the city will consider a new system that strengthens cooperation between groups and ward offices in the supply of housing that meets diverse needs.



In the Minato Mirai 21 district, we are promoting development that creates new businesses, industries and liveliness with the development of large-scale urban areas; attracting companies by utilizing the concentration of companies’ headquarters and Research & Development centers; and developing the infrastructure in line with the block development through efforts such as public cooperation and area management. In FY2018 and FY2019, a total of nine developments such as research facilities, hotels, MICE facilities, tourism and entertainment facilities were completed, and we have contributed to “Job Satisfaction and Economic Growth” by propelling the creation of employment, activation of economic activities, promotion of entrepreneurship / establishment, promotion of open innovation, etc.



In order to realize our vision of a suburb where everyone “Wants to Live in Yokohama” and “Continues to Live in Yokohama,” we will collaborate with various actors such as local communities, private businesses, and universities to promote sustainable suburban residential area regeneration. In the SDGs Future City Yokohama “Sustainable Residential Area Promotion Project” (area around Tokaichibacho in Midori Ward), we have been making efforts toward “Providing Livelihood Services for Living & Activities,” “Space Creation in Harmony with the Surrounding Area” and “Implementing Systems to Maintain the Vitality of Yokohama” and contributing to “Creating a Town Where We Want to Continue Living,” while promoting the development of the district.

A City Where Everyone Can Thrive



Percentage of women in managerial positions (section chief level and above) in city offices

Initial value	FY2018	FY2019	FY2020	Target value	Progress
15.1% (FY2017)	15.1%	-	17.2%	30% (FY2021)	57%

The “Yokohama Good Balance Award” has been certified to 199 business establishments, the largest number ever. We held a web-matching seminar between certified companies and “Women Who Want to Work in Yokohama” and created

a new point of contact between them. We will work to further promote women’s advancement, realize safe and secure living, and create a prosperous community and society where everyone can play an active role.

Number of Yokohama senior volunteer point participants

Initial value	FY2018	FY2019	FY2020	Target value	Progress
10,003 people / year (FY2017)	10,707 people / year	11,406 people / year	8,894 people / year	15,000 people / year (FY2021)	59%

The spread of COVID-19 had a major impact on seniors’ social participation and employment. The number of Yokohama Senior Volunteer Point participants has decreased to 8,894, but the number of receiving facilities has increased to 664 since April 2020 by expanding the target to volunteers

conducted by the Welfare Center for the Elderly and the Dementia Cafe Management Organization. We will continue to promote support for revitalizing activities and create an environment where anyone can continuously work on long-term care prevention in a familiar place.

Number of people who have improved towards independence in youth independence support organizations

Initial value	FY2018	FY2019	FY2020	Target value	Progress
1,166 people / year (FY2017)	1,038 people / year	1,198 people / year	1,080 people / year	1,780 people / year (FY2021)	61%

Even though businesses were forced to suspend or shrink due to the COVID-19 infection, we worked to support young people and their families who are having difficulty. As support for young people struggling with difficulties, we will provide support according to the individual's condition at

Youth Independence Support Organizations. In addition to continuing to provide consultations to the local community, we will work on public relations and dissemination so that support will reach those who need it.



We have carried out “Hamakko Future Company Project” to raise awareness of social participation and community contribution through learning about entrepreneurial experiences in collaboration with companies and communities as part of Yokohama City’s career education. A total of 72 schools have participated in this project in two years (FY2018 and FY2019), and it contributed to the development of qualities and abilities necessary for creating a sustainable society, such as fostering an attitude of independent learning and increased involvement in community and social issues.



We are promoting efforts from various levels in order to promote career advancement and network formation for working women and to enhance opportunities for leadership development and executive training. We have contributed in securing opportunities for female participation and leadership development in all fields; for example, during FY2018 and FY2019, we have continued to hold the “Yokohama Women’s Network Conference & Woman Business Festa,” which provides a place for working women to build their networks, and we have held “Women’s Top Management Seminars” to support the development of women who play a central role in companies since FY 2019.

A Forward-thinking Resilient City



Number of sections of emergency traffic routes where the risk of collapse of roadside buildings has been eliminated

Initial value	FY2018	FY2019	FY2020	Target value	Progress
64/117 section (FY2017)	65/117 section	65/117 section	65/117 section	72/117 section (FY2021)	90%

To strengthen the emergency transportation network, in addition to promoting earthquake resistance of bridges and others, we have started a new project for about 5km of underground utility wiring and promoted earthquake-resistant measures for urban infrastructure such as water and

sewage. As an earthquake-resistant measure for buildings, we worked to ensure the safety of pedestrians in the event of a disaster by utilizing a subsidy system for improving block walls.

Maintenance rate of deep-water quay for container boats


Initial value	FY2018	FY2019	FY2020	Target value	Progress
57% (FY2017)	57%	70%	70%	70% (FY2021)	100%

To create a safe, secure and environmentally friendly port, the revetment in the Fukuura and Sachiura districts of Kanazawa Ward, which was severely damaged by typhoons 15 and 19 in 2019, was completed in 2020. The restoration work for the

revetment in the Fukuura and Sachiura districts of Kanazawa Ward will be completed in 2021, and the development of coastal conservation facilities based on raising the revetment will be promoted.

Inspection survey using a nozzle camera on the inner surface of a sewer pipe that has passed 30 years

Initial value	FY2018	FY2019	FY2020	Target value	Progress
Planning (FY2017)	1,215 km	1,246 km	1,290 km	4,000 km (FY2021)	94%



Introduced Japan's first screening survey using a nozzle camera integrated with cleaning, conducted an inspection survey of 3,751 km in three years since FY2018, and promoted efficient grasping of the condition of pipeline facilities. We promote

systematic and effective maintenance and renewal based on "Yokohama City Public Facility Management Basic Policy" and "Maintenance / Renewal Plan."



We are proceeding with the development of the greater Yokohama beltway by strengthening access to a wide area road network such as the Tomei Expressway in order to strengthen international competitiveness, facilitate the exchange of people and goods with various parts of the country, revitalize economic activities and improve the convenience of city activities. With the opening of the Yokohama North West Line in March 2019 and the direct connection from Yokohama Port to the Tomei Expressway, we have contributed to the motto "Let's Build a Foundation for New Industry and Technology" by building a strong infrastructure.



The Yokohama City Disaster Prevention Center is promoting disaster prevention training and education for a wide range of generations with the aim of promoting disaster prevention awareness, and the number of participants who have completed the self-help program for earthquakes and water damage in 2018 and 2019 exceeded 124,000 people. By enriching educational content and conducting a public awareness campaign, we contributed to the development of people who can adapt to the effects of climate change and the improvement of early warning reaction.



Yokohama Bay Bridge



[Synergistic Effect of Integrated Efforts to Connect the Three Aspects]

Economy ↔ Environment

The “Yokohama Green-Up Plan [2019-2023]” started in 2019 and while continuing to conserve cohesive forests, we will create and nurture greenery that the city can feel, such as the rebirth of trees and the greening of Hammer Head Park.

In the River Channel Safety Assurance Measures Project, based on the intensifying and frequent heavy rain disasters, we have secured rainwater flow function and storage function by carrying out earth and sand excavation, tree logging, weeding, etc. in rivers, waterways, rainwater regulation ponds, etc. while utilizing the national three-year emergency measures budget.

Economy ↔ Society

In addition to accrediting the Yokohama Good Balance Award for 199 business establishments, which is the largest number ever, we held a web-matching seminar between certified companies and “women who want to work in Yokohama” to create new points of contact between the two.

At the startup support base “YOXO BOX” in Kannai, we supported the growth of entrepreneurs and startups by implementing programs according to the growth stage, such as accelerator programs and innovation schools.

Society ↔ Environment

To promote the spread of renewable energy, we carried out a campaign utilizing the strategies of private businesses and nine prefectures and cities, and concluded a cooperation agreement with Happo Town, Akita Prefecture, which is the 13th city to sign a new renewable energy partnership agreement with the City of Yokohama.

In addition to promoting the construction of virtual power plants (VPP), introducing next-generation automobiles to public vehicles, promoting the development of hydrogen stations, etc., in order to reduce the carbon emission of public transportation, Yokohama City has promoted efforts toward the realization of a sustainable big city model with projects such Yokohama Municipal Bus operating a fuel cell bus and carrying out a demonstration of the commercial operation of EV buses in cooperation with Kumamoto University, etc.

[Basic Business Based on the System of the Government of Japan]



Livelihood protection expenses: The Japanese government has provided to people in need with various types of assistance expenses (living, education, housing, medical care, long-term care, childbirth, livelihood, funeral), Employment Independence Benefits, Higher Education Expenses Benefits, Facility Office Expenses, and Outsourced Office Expenses depending on the degree of their need according to the standards set by the government. This system has no time limit and will be paid permanently unless the head of household’s financial condition improves. In 2019, we paid an average of \$ 21,150 to 54,016 households, or 3.16% of all 1.7 million households (per capita, an average of \$ 16,606 for 68,797 people). In addition, we are implementing programs to support the independence of protected people and projects to support the independence of people in need.

Payment of children’s allowance and children’s dependent allowance: An allowance is provided to the caregiver of children for the purpose of contributing to the stability of life in the family raising the child and the healthy growth of the child. In 2019, an average of \$ 1,093 was paid to 440,000 target children. In addition, allowances are provided for the purpose of contributing to the stability of life and the promotion of independence in targeted families where children are raised, such as single-parent families. In 2019, we paid an average of about \$ 3,430 to 26,503 target children.



National health insurance: For self-employed people, agricultural workers, unemployed people, etc. who do not have other health insurance, we will provide necessary insurance benefits for injury, illness, childbirth, etc. In 2019, we provided an average of \$ 4,196 in insurance benefits to each of 466,379 households, or 18.3% of all 1.7 million households (per capita, an average of \$ 2,861 for 684,097 people). In principle, the out-of-pocket cost is 30% (20% for preschoolers and those aged 70 and over). With this system, employee insurance for people working in companies and public organizations, medical care for the elderly aged 75 and over, and medical assistance for livelihood protection are covered, thus all citizens are covered by the medical insurance system (Universal Health Care Coverage).

Long-term care insurance: We provide home-based and institutional care services to those who are 65 years of age or older and require nursing care such as bathing, toilet, meals, functional training, nursing and medical management, and other medical care. In 2019, an average of \$ 13,880 was provided to 171,001 certified persons requiring nursing care.

(4) SDGs Local Indicator Lists

Approximately 230 indicators in the SDGs are global indicators that are common throughout the world, but it is difficult to apply these global indicators directly at the urban (local) level. Therefore, the Yokohama City Medium-Term 4-Year Plan and the SDGs Future City Yokohama have set their own indicators in line with the policy issues of Yokohama City. On the other hand, the working group of the “Local Government SDGs Promotion Evaluation and Survey Study Group” established in the Regional Revitalization Promotion

Secretariat of the Cabinet Office announced the “Regional Revitalization SDGs Local Index List.” This SDGs local index list is an example of a common index in which the global index is easily used to solve problems in each region of Japan. In this report, the current value (baseline) of Yokohama City based on this SDGs local index list is summarized as an Appendix for reference in promoting SDGs in the future. (See Appendix)

7. MEANS OF IMPLEMENTATION

(1) Finance

As referred by United Cities and Local Governments (UCLG) and many others, at least 65% of the goals (out of 169) are unachievable if local urban stakeholders are not assigned a clear mandate and role in the implementation process. Japanese Local Autonomy Act stipulates that Japanese municipalities shall broadly assume the role of independently and comprehensively implementing public administration in the region, based on the promotion of the welfare of residents. This includes: health of citizens, protecting vulnerable people, child care support, schools, cultural facilities, environment protection, waste disposal, water and sewage, protecting human rights, economic growth and so on. All of these are important parts of the SDGs. The annual budget of Yokohama City was 3,902 billion JPY (35.5 billion USD) in FY 2021. Tax revenue is the largest source of our financial resources. As described in previous chapters, the City of Yokohama is committed to the promotion of all initiatives with an emphasis on the philosophy behind SDGs. The Yokohama Mid-Term 4-Year Plan connects each of the medium- and long-term strategies in the Plan with one or more of the 17 SDGs. The financial resources of the programs exemplified in the previous chapters are essentially distributed by the city budget.

However, the World Investment Report 2014 says that “global investment needs are in the order of \$5 trillion to \$7 trillion

per year” to achieve SDGs, and “public finances cannot meet all SDG-implied resource demands. The role of private sector investment will be indispensable”.

Yokohama City is working to solve problems through public-private partnerships. The Yokohama SDGs Design Center connects the needs of the region (regional issues, etc.) with the seeds of various entities such as companies and universities (corporate technologies and knowledge, etc.) across fields and organizations, and we are trying to solve the problems in an integrated manner connecting the environment, economy, and society. In addition, in conjunction with the “Regional Revitalization SDGs Financial Support System” that the Cabinet Office is considering, in FY2020, we have built and started an operation of the “Yokohama City SDGs Certification System: Y-SDGs” through which Yokohama City certifies businesses such as companies and organizations that promote SDGs. By utilizing this certification system and working on the SDGs, businesses will lead the shift to sustainable management and operation, expansion of new customers and business partners, and “Visualization” of businesses that are actively working on SDGs. By doing so, investors and financial institutions will be able to utilize it for investment and loan decisions such as ESG investment, aiming to form an “Autonomous Virtuous Circle.”



Yokohama Chinatown

[Spotlight] New Initiative for SDGs Financing: Y-SDGs



In August 2020, the “Yokohama City SDGs certification System: Y-SDGs” was started. For certification, we evaluate the status of efforts in 30 items in the 4 fields of Environment (E), Society (S), Governance (G), and Local (L), and issue the certification in 3 stages: Supreme, Superior, and Standard. For certified businesses, we introduce their efforts on the websites of both Yokohama City and Yokohama SDGs Design Center to support the transmission of SDGs efforts of each business, add points to the Yokohama City Comprehensive Evaluation Successful Method, and eligibility for the Yokohama City Loan System called “Yokohama Plus Funds” which encourages the mobilization of public funds for certified businesses. We are also strengthening cooperation with financial institutions to mobilize private funds, and in December 2020, Sumitomo Mitsui Banking Corporation obtained certification for a loan to a city company aiming to obtain Y-SDGs certification. We have also created examples such as confirming the check sheets required for the SDGs and using them for the evaluation of non-financial information.

Target businesses: Businesses that are willing to contribute to the realization of the SDGs Future City and the achievement of the SDGs. (Companies, various groups, NPO corporations, civic activity groups, etc.)

Evaluation items: Evaluation is carried out in 30 items in 4 fields (Environment, Society, Governance and Region).

Certification category: Certification in 3 categories depending on the status of efforts in each evaluation item

Certification category	Commentary
Supreme	Businesses that make high contributions to the SDGs, aim for further heights as a model, and promote efforts at a high level in approximately 80% or more of all evaluation items.
Superior	Businesses that contribute significantly to the achievement of the SDGs, aim for further heights, and promote high-level efforts in approximately 60% or more of all evaluation items.
Standard	Businesses that aim for higher levels, such as promoting management with the SDGs in mind, and promote efforts at a high level with approximately 30% or more of all evaluation items.

Certification period: Two years from the month of certification (*It is also possible to apply again with the aim of obtaining higher certification during this period).

Advantages of acquiring certification:

- (1) The certification mark can be displayed on business cards and websites of companies, etc.,
- (2) The name of the certification company and the content of efforts are publicized on the website of Yokohama City and the SDGs Design Center,
- (3) Priority participation such as in seminars and various matching events held by the SDGs Design Center,
- (4) Add points to the Yokohama City Comprehensive Evaluation Successful Method,
- (5) Eligible for the Yokohama City Loan System called “Yokohama Plus Funds” which encourages the mobilization of public funds for certified businesses, and
- (6) Available for Seminars and Advices in ESG fields (e.g. decarbonized management seminar and advice on harassment-free workplaces) from Mitsui Sumitomo Insurance Company

* Other additional benefits such as preferential treatment in the financial system are under consideration.

Our goal is for businesses that have acquired Y-SDGs certification to grasp the impact of their business and efforts on the environmental and social aspects qualitatively and quantitatively, and this certification program builds an “Approach Evaluation” system that gives value judgments, and becomes judgment material for investment and financing of businesses by investors and financial institutions.

(2) Capacity-building

a. For the region

Implementation of lectures for citizens and small and medium-sized enterprises in the city:

For dissemination and enlightenment of SDGs Future City Yokohama, while promoting understanding so that the SDGs of citizens and companies can be perceived as “Our Own,” participatory civic lectures and workshops will be held while utilizing examples from other cities along with linking and cooperating with city universities, related organizations, and the national “COOL CHOICE” movement.

Development by utilizing the Environmental Picture Diary exhibition:

In conjunction with the promotion of ESD (Education for Sustainable Development) classes in schools and the dissemination and enlightenment of SDGs, we are dispatching SDGs initiatives to children by holding an Environmental Picture Diary exhibition with applications from more than 20,000 elementary school students in the city in collaboration with the city’s organization “Yokohama City Resource Recycling Business Cooperative.” In addition, as a development by utilizing various networks, we will promote efforts in cooperation with the city of San Diego in the United States and cities in Japan and overseas.

(3) Multi-Stakeholder Partnerships

a. Project inside and outside Yokohama:

<p>YSBA (Yokohama Smart Business Council) (established in April 2015)</p>	<p>Utilizing the results of the YSCP (Yokohama Smart City Project) demonstration project, we will promote low carbonization of the city and the creation of a safe and secure city. Regarding this initiative, we are carrying out activities to raise public awareness and supporting the autonomous activation of smart-related businesses as a community. In collaboration with companies supporting the realization of Smart Cities, we will develop from demonstration to implementation in various areas.</p>
<p>Y-PORT program (started in January 2011)</p>	<p>With regard to issues facing cities in emerging countries such as environmental pollution and lack of urban infrastructure, we will implement international technical cooperation through public-private partnerships that utilize the city’s urban development know-how and the environmental technologies possessed by companies in the city, and implement international technical cooperation in emerging countries. Through solving urban issues and supporting smart urban development, we will support the overseas expansion of companies in the city.</p>
<p>Yokohama Water Business Association (established in November 2011)</p>	<p>While helping emerging countries cities by contributing to solving water environment problems by improving water and sewage infrastructure—which is lacking due to rapid urbanization and population growth—we will share information on overseas water businesses, publicize water-related technologies, and carry out international technical cooperation, etc. in collaboration with local companies and Yokohama City in order to expand business opportunities for companies in Yokohama.</p>

b. For outside the region

Holding of working groups to promote the spread and flourishing of SDGs future cities:

We will invite the participation of various stakeholders from other regions, including local governments and companies, and hold workshops that will lead to new initiatives by sharing and disseminating successful cases of SDGs Future Cities.

Promotion and dissemination of SDGs Future Cities utilizing the Asia Smart City Conference:

To contribute to the development of Asia, experts such as mayors of cities in emerging Asian countries and international organizations gather together at the “Asia Smart City Conference,” an international conference to share knowledge for the realization of sustainable urban development, where the discussion will focus on the efforts of Yokohama City’s SDGs Future City initiatives, information-sharing related to the SDGs in each country and city, future development, etc. and we will share successful precedents within Yokohama City. In addition, we will set up a place to deepen exchanges and disseminate information to various groups, such as with the participation of students, and disseminate the results of the conference at other international conferences. At the 2021 Asia Smart City Conference, a VLR-themed session was held for the first time in collaboration with the Institute for Global Environmental Strategies (IGES).

<p>YUSA (YOKOHAMA URBAN SOLUTION ALLIANCE) (established in July 2017)</p>	<p>In response to the movement to strengthen the functions of the Y-PORT center and to contribute to expanding opportunities for overseas infrastructure business and solving urban issues in emerging countries, we will provide optimal solutions in collaboration with participating companies in response to various requests from cities in emerging countries as a corporation established mainly by small and medium-sized enterprises in the city.</p>
<p>IoT Open Innovation Partners (I-TOP Yokohama) (established in April 2017)</p>	<p>While collaborating with industry-academia-government funds and related organizations in the city, we create new business such as developing high-value-added products and services through open innovation. We also support small and medium-sized enterprises that take on challenges such as improving productivity and developing sales channels, and work to solve social issues by utilizing new technologies and developing services.</p>
<p>Yokohama Ocean Association (established in September 2015)</p>	<p>Taking advantage of the location of various companies, universities, research institutes, etc. related to the sea, we will work to revitalize activities such as education, research, and industry related to the sea through public-private partnerships.</p>
<p>YOXO BOX (established in October 2019)</p>	<p>Established as a growth support base for venture companies (startups). To promote “Yokohama, The City of Innovation,” we will implement YOXO Accelerator Programs for startups and individual consultations by startup support experts.</p>
<p>Yokohama City Civic Collaboration Promotion Center (opened in 2020)</p>	<p>In order to solve various issues in the region and create new initiatives we will promote “Collaboration” efforts in the city by coordinating to solve problems and build businesses through the cooperation of various actors in order to realize the independent ideas of citizens such as “Activation Of Citizen Proposals” by discovering and training new leaders of collaboration, supporting partnership as well as supporting the operation of civic activity groups as a place for dialogue and creativity that creates exchanges and collaborations.</p>
<p>Cooperation with companies, universities, etc. in town development such as residential area regeneration in the suburbs</p>	<p>In a residential area in the suburbs where about 60% of Yokohama citizens live, local residents take the initiative in collaborating with railway operators and residential area developers around the residential area to create a sustainable town and being promoted. In particular, we are working to enhance transportation, which is an issue in residential areas in the suburbs, and to attract young people.</p>

Domestic municipalities:

<p>Shimokawa Town, Hokkaido Prefecture</p>	<p>The Neighborhood Associations of Kawakami District of Totsuka Ward in Yokohama City and Shimokawa Town in Hokkaido are both actively engaged in environmental activities such as global warming countermeasures. They have concluded friendship exchange agreements in various fields such as environment, community, economy, disaster prevention, etc. through activities such as Carbon offset by forest maintenance in Shimokawa Town, CO2 emissions during Yokohama City events, visit exchange of elementary school students, and consideration of forest biomass utilization of city companies, which led to the improvement of environmental awareness of citizens including children.</p>
<p>Fuji City, Shizuoka Prefecture</p>	<p>A cooperation agreement was concluded between Yokohama City and Fuji City to promote smart cities (March 2015), and Fuji City has worked on effective utilization by taking advantage of their regional strengths: the agglomeration of paper mills, etc. that utilize abundant groundwater to exhaust heat from factories.</p>
<p>Kawasaki City, Kanagawa Prefecture</p>	<p>In collaboration with the neighboring SDFs FutureCity, Kawasaki, we will hold an event aimed at promoting SDGs initiatives with industry and government funds, including financial institutions and regional businesses. Through case studies and matching between businesses, we are proceeding with efforts aimed at improving corporate value, solving issues such as sustainable corporate management, and creating new businesses through new collaboration between companies. In addition, when constructing the SDGs registration / certification system, we will proceed with studies for cooperation between the two systems in order to expand the efforts of businesses and other businesses operating in both regions towards SDGs.</p>

Other cooperation	City of Yokohama will provide the knowledge and technology acquired by YSCP to Aizuwakamatsu City in Fukushima Prefecture and Yamamoto Town in Ishinomaki City in Miyagi Prefecture, and will provide support that leads to energy optimization according to the regional characteristics of each city: such as the introduction of renewable energy, visualization of energy in the region, and Building and Energy Management Systems (BEMS). In February 2019, we signed a renewable energy partnership agreement with 12 municipalities with abundant renewable energy resources in Tohoku, and in October 2020, we signed a new partnership agreement with Happo Town, Akita Prefecture. Currently, we have concluded cooperation agreements with 13 municipalities in Tohoku. Through this collaboration, we will build a new model of the regional circulation symbiotic sphere of cities and regions that use renewable energy. In addition, in Doshi Village in Yamanashi Prefecture, where the Yokohama City Water Source Forest is located, we are conducting environmental education programs such as the development of water source cultivation forests in collaboration with companies and organizations, and water source forest conservation activities through the operation of “Yokohama’s Water Hometown Doshi-no-Mori Fund” are being implemented. By doing so, we are improving the sustainability of securing water sources in Yokohama City.
-------------------	--

b. Overseas projects:

C40 (C40 Cities Climate Leadership Group)	Established in 2005, an urban network consisting of large cities working on climate change countermeasures. Approximately 100-member cities will work together to tackle climate change.
CNCA (Carbon Neutral Cities Alliance)	A global urban network that aims to achieve decarbonization by 2050. Works on advanced global warming countermeasures in collaboration with about 20 cities.
SDG Leadership Cities Network	Established in 2019 by the Brookings Institution, a network and community of practice of cities around the world to promote local leadership on the SDGs. Works to solve urban issues through the SDGs in collaboration by promoting peer-learning and collaborative problem-solving.
ICLEI – Local Governments for Sustainability	An international urban network of more than 1,750 municipalities for sustainability. Works to create sustainable local governments, including climate change countermeasures, in collaboration with other member cities.
Main cooperation with overseas cities in the field of Global Warming Countermeasures	Collaboration with the City of Barcelona: Exchange based on “Memorandum of Understanding on Smart City Cooperation”, attendance at Smart City Expo World Conference. Cooperation with City of Bangkok in the field of climate change based on the “Bangkok City Climate Change Master Plan”.
CITYNET	As an international network, members (cities / organizations) will cooperate to build partnerships, promote technology transfer and human resource development in order to improve and solve urban problems centered on the Asia-Pacific region.
Cooperation with African countries and cities	In collaboration with the Ministry of the Environment and JICA (Japan International Cooperation Agency), we have established the “African Clean Town Platform” to achieve the SDGs related to waste and are deepening cooperation and collaboration with Africa through training and other means. In addition, we will further strengthen cooperation with African countries based on the friendly relations that we have deepened through the holding of TICAD (Tokyo International Conference on African Development).
Development of overseas cooperation starting from Yokohama City Overseas Offices	Using the Office of the City of Yokohama Representative to the Americas which opened in New York City in 2018 and Frankfurt Office as international bases, City of Yokohama will continue to promote cooperation with various overseas cities and institutions.

(4) Data and Monitoring

In the Medium-Term 4-Year Plan from the perspective of the SDGs, the status of efforts is checked every year and reviews are conducted in the interim and final years. The Yokohama City SDGs Future City Plan sets priority goals and targets for the realization of what it should achieve by 2030, and

sets KPI (Key Performance Indicators) that contribute to the promotion of SDGs for regional revitalization. In addition, the progress of the SDGs Future City Planning is evaluated and reported to the Cabinet Office every year.

8. SPECIAL FEATURE: SUPPORTING CITY-TO-CITY COLLABORATION

Countries and cities are making efforts to achieve the SDGs, but unfortunately the progress of the SDGs worldwide has been slow. The 2019 SDGs Summit Political Declaration and the 2020 HLPF Ministerial Declaration clearly stated the delay in progress for the second consecutive year. The impact of COVID-19 on the SDGs is also significant, and progress in developing countries is essential for the global achievement of the SDGs, including better recovery from the COVID-19.

Y-PORT program:

Due to the rapid concentration of the population as a result of significant economic growth and urbanization, emerging countries such as those in Asia are facing various urban issues. The City of Yokohama has also faced similar issues due to high economic growth during the post-war period. By overcoming numerous issues, such as delayed infrastructure development and the pollution caused by the rapid increase in the population, together with its citizens and companies, Yokohama was able to develop a sustainable and environmentally friendly city.

Since January 2011, the City of Yokohama has been implementing the Yokohama Partnership of Resources and Technologies (Y-PORT) Program in order to utilize its experiences in urban development and technologies and know-how of the private sector to help cities in emerging economies to solve their urban issues, and to help Yokohama companies to expand their businesses overseas.

For more information:

<https://yport.city.yokohama.lg.jp/en/y-port-project>

Innovative urban solutions:

To solve urban issues in cities in emerging economies, it is essential to co-create innovative solutions with those concerned with city management in these cities. Yokohama is ready to provide this type of support through translating its own city management expertise and adapt it to the situations of emerging economies, and also presenting the cutting-edge technologies and solutions of the private sector.

This scheme will provide a prototype concept for these smart urban solutions provided to cities in emerging economies by the City of Yokohama and private firms. The target areas are: (1) waste separation and recycling promotion, (2) wastewater treatment systems, (3) green buildings and factories, (4) smart energy management, (5) efficient mobility, and (6) disaster risk reduction. We believe that with further refinement (so-called “translational adaptation”) based on respective local social, economic, and financial conditions, these prototypes can serve as the “best available” integrated infrastructure packages.

For more information:

<https://yport.city.yokohama.lg.jp/en/innovative-urban-solutions-developed-by-yokohama>

Yokohama City has participated in the SDGs Leadership Cities Network initiated and managed by the Brookings Institution and has introduced the framework of intercity cooperation in Yokohama City. The attached article below is an introductory article on intercity cooperation by Yokohama City, which was published in the “City Playbook for Advancing the SDGs” of the Brookings Institution.



Yokohama Pier

SUPPORTING CITY-TO-CITY COLLABORATION

How Yokohama is at the frontier of city development cooperation and public-private partnerships

Toru Hashimoto, Director General, International Affairs, City of Yokohama
 Curated by Brookings and published in collaboration with Apolitical

Yokohama is a bustling port city near Japan’s capital, Tokyo, and was the first port to open to foreign traders in the 19th century. It continues to be one of the main hubs for Japan’s trade with the outside world. Its history makes us appreciate the value of collaborating with cities around the world—looking beyond our own shores to find innovations, ideas, and insights that make life better for our own citizens. Until the early 1970s, Japan experienced a positive rate of population growth. Insufficient growth in infrastructure and city service provisions means that the country’s urban centers face challenges similar to those cities in emerging economies face today. The Sustainable Development Goals (SDGs) now provide a common basis for all governments to advance a shared set of interconnected challenges reflected in the fight against climate change, inequality, and the COVID-19 pandemic. In short, we only stand a fighting chance of achieving the SDGs if we work together and learn from each other. To do this, Yokohama has developed a model of city-to-city development cooperation. As one of the fastest-growing cities in Japan, we have experience in solving our own infrastructure, pollution, and service provisions challenges, and are now seeking to help other cities in emerging economies do the same.

Public-private partnership and city development cooperation

In 2011, we initiated Yokohama Partnership of Resources and Technologies (Y-PORT), a public-private partnership and international cooperation program. Its explicit goal is to export Yokohama’s expertise in sustainable urban development to other cities. A lot of our know-how and technological capacities come from Yokohama-based private companies, so Y-PORT brings on local firms as key partners in the program. Through the program, Yokohama takes several steps that enable its partner cities to adopt solutions that will advance the SDGs:

- **Involve the private sector from the outset:** Compared to more traditional technical aid, which might focus exclusively on government-to-government assistance, Y-PORT’s activities heavily involve private firms. They are invited from the outset to offer their expertise and solutions to specific challenges based on their experiences.
- **Co-create solutions:** Y-PORT seeks to present solutions to other cities that will enable them to leapfrog to ready-made green innovations, based on Yokohama’s decades of experience. However, we also need to translate these solutions into the partner’s city-unique context and community structure. That is why mutual dialogue with partner cities is central to Y-PORT’s model. Yokohama and its partner cities regularly host joint workshops, called “urban solution forums.” This is where we jointly formulate with our counterparts’ urban master plans, policy guidelines and private sector-led pilot projects with partner city counterparts. Aid agencies such as the Japan International Cooperation Agency (JICA), the World Bank, and the Asian Development Bank join to provide policy and technical advice, while private firms offer insights to their solution concepts.
- **Provide tailored technical assistance:** Yokohama provides other cities and city developers with know-how, particularly City Management as a Service (CMaaS), where our public and private actors have developed expertise. For instance, Yokohama has helped Cebu in the Philippines, Da Nang in Vietnam, and the Bangkok Metropolitan Administration in Thailand, revise their city plans to improve urban public services. JICA supports these partnerships with technical and financial support. Through these technical advisory engagements, we facilitate, introduce, and co-create private sector-led projects that deliver urban solutions and technologies. Some of the main sectors include solid waste management and recycling, wastewater treatment, water supply, climate change mitigation, and energy savings. For instance, we helped

introduce a policy framework for recycling in the metro area of Cebu, and one Yokohama-based firm has set up a solid-waste management project.

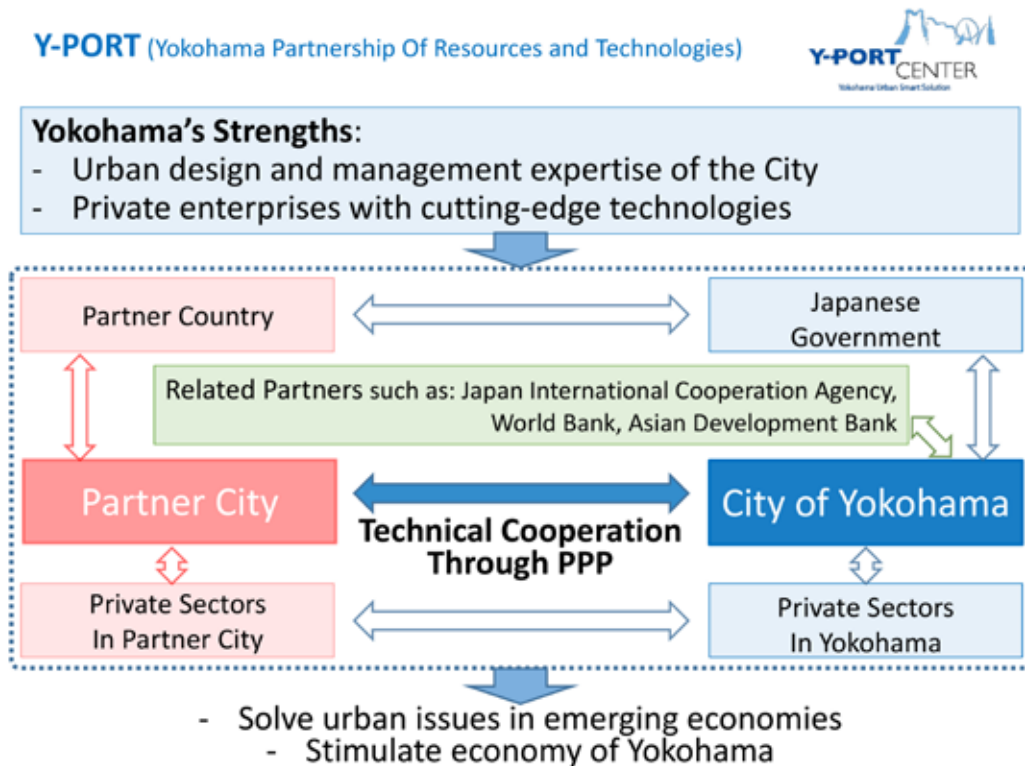
- **Expand networking and knowledge sharing:** Y-PORT acts as a knowledge hub for sustainable cities solutions and smart city management available to its partner cities. When the Y-PORT program expanded into a Y-PORT center in 2015, city staff and business staff collocated in the same space to facilitate collaboration and house their joint expertise under one roof. To further disseminate this know-how and introduce cities to urban solutions, we host the annual Asia Smart City Conference

The benefits to Yokohama

To justify this international development to our taxpayers, we needed a clear value proposition. Part of it is intangible, through the projection of our global city identity and brand. Our global engagements bring more attention, visitors, and even conventions to Yokohama. Business involvement also brings visible returns to Yokohama. Some of the knowledge partners from the private sector have eventually entered in business arrangements through these cooperative activities, which brought jobs and growth to the city. This link to the SDGs also increases the visibility of our business community towards Environment, Social and Governance (ESG)- focused investors.

Conclusion

Cities have a unique opportunity to drive action on the SDGs, but we need to learn how to collaborate better together and, crucially, leverage the expertise of the private sector. As ESG-focused investment has become more common in capital markets, innovations that foster better connections between businesses and advancing the SDGs can help cities accelerate their progress.



Original article:

https://www.brookings.edu/wp-content/uploads/2021/07/City-playbook_Yokohama.pdf

Full playbook (City Playbook for Advancing the SDGs) and all briefs available here:

<https://www.brookings.edu/multi-chapter-report/city-playbook-for-advancing-the-sdgs/>



9. CONCLUSIONS AND NEXT STEPS

We will accelerate initiatives aimed at making SDGs Future City Yokohama a reality with an eye on 2030, which is the target year for achieving the SDGs. In Yokohama, the SDGs Design Center is at the center of these initiatives, and it is not only essential to expand the wide-ranging collaboration within Yokohama, but also to collaborate in diverse ways with the nation of Japan and its related institutions, as well as cities in Japan and overseas in order to steadily create a major city model aimed at the simultaneous solution of environmental, economic, and social challenges. We will seize on the civic power, inter-city networks and international conference venues of Yokohama as well as all means of collaboration and diverse opportunities to promote communication to the world about solutions to regional challenges based on more connections.

Through the SDGs Future City Yokohama initiative, Yokohama will not only contribute to achieving the SDGs in Japan but also around the world. Beyond that, we will make further efforts under Zero Carbon Yokohama which has set the goal of “realizing zero carbon neutrality (Zero Carbon Yokohama) in 2050 or as early as possible in the second half of the 21st century.”



APPENDIX

(See 6 (4) SDGs Local Indicator Lists)

SDGs Local Indicator Lists for the Promotion of Overcoming Population Decline
and Vitalizing Local Economy in Japan

Original lists are here (Japanese):

https://www.chisou.go.jp/tiiki/kankyo/kaigi/dai18/sdgs_hyoka18_shiryo5.pdf





Goal 1. End poverty in all its forms everywhere

	Local Indicators	Current Data (Year, Area)
1.1.1	Continuing to consider candidate indicators	n/a
1.2.1.1	Household percentage by annual income class (• Households less than 1 million JPY (9,091 USD)/ordinary households • Households less than 2 million JPY(18,182USD) /ordinary households • Households less than 3 million JPY(27,273USD) /ordinary households • Households less than 4 million JPY (36,364 JPY) /ordinary households • Households less than 5 million JPY(45,455 USD)/ordinary households)	<ul style="list-style-type: none"> • 3.7% • 12.4% • 26.7% • 40.7% • 52.4% (2018, Yokohama)
1.2.1.2	Percentage change rate of household ratio by annual income class* (Household percentage by annual income class / Household percentage by annual income class as of 5 years ago) -1) *Changed the calculation method of the index	Less than 1 million JPY (9,091 USD): 8.8% Less than 2 million JPY (18,182USD): 4.2% Less than 3 million JPY (27,273USD): 2.3% Less than 4 million JPY (36,364 JPY): 0.7% Less than 5 million JPY (45,455 USD): -0.6%
1.2.2	Continuing to consider candidate indicators	n/a
1.3.1	Continuing to consider candidate indicators	n/a
1.4.1	Water supply penetration rate (Water supply population / total population)	99.999% (2019, Yokohama)
1.4.2	Continuing to consider candidate indicators	n/a
1.5.1	Continuing to consider candidate indicators	n/a
1.5.2	Disaster recovery cost ratio (Disaster recovery cost / total expenditure)	n/a
1.5.3	Disaster Prevention Meeting availability	Available (2021, Yokohama)
1.5.4	Disaster Prevention Meeting availability	Available (2021, Yokohama)
1.a.1	Social protection cost ratio (Social protection expenses / total expenditure)	7.6% (2019, Yokohama)
1.a.2.1	Hygiene cost ratio (Hygiene expenses / total expenditure)	5.7% (2019, Yokohama)
1.a.2.2	Hygiene Health costs per capita (Hygiene Health / total population)	26,932 JPY (244 USD) (2019, Yokohama)
1.a.2.3	Education cost ratio (Educational expenses / total expenditure)	17.1% (2019, Yokohama)
1.a.2.4	Education costs per capitaz (Educational expenses / total population)	80,439 JPY (731 USD) (2019, Yokohama)
1.a.2.5	(Hygiene + Education + Social Protection) Percentage (Hygiene + Education + Social Protection) / All Expenditures	30.4% (2019, Yokohama)
1.a.2.6	Per capita (hygiene + education + social) (Hygiene + Education + Social Protection / Total Population)	143,175 JPY (1,301 USD) (2015, Yokohama)
1.a.3	Continuing to consider candidate indicators	n/a
1.b.1	Average protection period for single-mother households	5 years and 6 months (2018, Yokohama)
1.x	Savings balance per household	19,236,000 JPY (173,881 USD) (2014, Yokohama)



Goal 2. End hunger, achieve food security and improved nutrition and promote sustainable agriculture

	Local Indicators	Current Data (Year, Area)
2.1.1.1	Total proportion of patients in malnutrition and primary deficiency (Total number of patients / total population in malnutrition and primary deficiency)	0.00% (2008, Kanagawa)
2.1.1.2	Availability of dietitian in school lunch facility ((Total number of facilities - Number of facilities with neither registered dietitian nor nutritionist) / Total number of facilities)	73.8% (2019, Yokohama)
2.1.2	Continuing to consider candidate indicators	n/a
2.2.1	Percentage of poorly nourished 6-year-olds	0.6% (2020, Kanagawa)
2.2.2	Continuing to consider candidate indicators	n/a
2.3.1.1	Agricultural output per farmer (Agricultural output / number of agricultural workers)	2,378,081 JPY (21,618 USD) (2015, Yokohama)
2.3.1.2	Forestry output per capita of the forestry working population (Forestry output (excluding cultivated mushroom production) / Forestry working population)	437,637 JPY (3,978 USD) (2015, Kanagawa)
2.3.2	Continuing to consider candidate indicators	n/a
2.4.1	Agricultural land area per farmer (Area of farmland managed by sales farmers / number of agricultural workers)	29.1 acre (2015, Yokohama)
2.5.1	Continuing to consider candidate indicators	n/a
2.5.2	Continuing to consider candidate indicators	n/a
2.a.1	Agricultural output relative to investment (Agricultural output / Investment in agricultural infrastructure development)	26.8 JPY (0.2 USD) (2015, Kanagawa)
2.a.2	Continuing to consider candidate indicators	n/a
2.b.1	Continuing to consider candidate indicators	n/a
2.c.1	Continuing to consider candidate indicators	n/a



Goal 3. Ensure healthy lives and promote well-being for all at all ages

	Local Indicators	Current Data (Year, Area)
3.1.1	Maternal deaths per 100,000 population ((Maternal death / childbirth) x 100,000)	1.5 (2019, Kanagawa)
3.1.2	Continuing to consider candidate indicators	n/a
3.2.1	Mortality rate of children under 5 years old (Deaths of children under 5 years old / Population under 5 years old)	0.05% (2019, Yokohama)
3.2.2	Neonatal mortality rate (Number of newborn deaths / number of births)	0.1% (2019, Yokohama)
3.3.1	Number of people living with HIV per 1,000 population ((Number of people infected with HIV / Population) x 1,000)	0.01 (2020, Yokohama)
3.3.2	Number of people infected with tuberculosis per 100,000 population ((Number of people infected with tuberculosis / population) x 100,000)	11.0 (2019, Yokohama)
3.3.3.1	Malaria deaths per 1,000 population ((Malaria deaths / population) x 1,000)	- (2019, Kanagawa)
3.3.3.2	Number of people infected with malaria per 1,000 population ((Number of people infected with malaria / population) x 1,000)	- (2020, Yokohama)
3.3.4	Number of deaths from hepatitis B per 100,000 population ((Deaths from hepatitis B / population) x 100,000)	0.1 (2019, Yokohama)

	Local Indicators	Current Data (Year, Area)
3.3.5	Continuing to consider candidate indicators	n/a
3.4.1.1	Deaths from cardiovascular disease per 100,000 population ((Deaths from heart disease / population) x 100,000)	134.2 (2019, Yokohama)
3.4.1.2	Cancer deaths per 100,000 population ((Number of deaths from cancer / population) x 100,000)	254.8 (2019, Yokohama)
3.4.1.3	Diabetes deaths per 100,000 population ((Diabetes deaths / population) x 100,000)	6.6 (2019, Yokohama)
3.4.2	Number of suicides per 100,000 population ((Number of suicides / population) x 100,000)	13.1 (2019, Yokohama)
3.5.1	Continuing to consider candidate indicators	n/a
3.5.2	Continuing to consider candidate indicators	n/a
3.6.1	Continuing to consider candidate indicators	n/a
3.7.1	Continuing to consider candidate indicators	n/a
3.7.2	Continuing to consider candidate indicators	n/a
3.8.1	Continuing to consider candidate indicators	n/a
3.8.2	Continuing to consider candidate indicators	n/a
3.9.1	Number of pollution complaints per 100,000 population	29.3 (2019, Kanagawa)
3.9.2	Continuing to consider candidate indicators	n/a
3.9.3	Continuing to consider candidate indicators	n/a
3.a.1	Smoking rate (Number of smokers / Population over 20 years old*) *Legal smoking age in Japan	16.5% (2019, Yokohama)
3.b.1	Number of pharmacies per 100,000 population* ((Number of pharmacies / total population) x 100,000) *Changed from the original indicators	42.6 (2019, Yokohama)
3.b.2	Continuing to consider candidate indicators	n/a
3.b.3	Continuing to consider candidate indicators	n/a
3.c.1	Number of doctors per 100,000 population* (Number of doctors / total population) *Changed from the original indicators	234.7(2019, Yokohama)
3.d.1	Continuing to consider candidate indicators	n/a
3.x	National Health Insurance medical expenses (per 100 insured persons)	28,432,486 JPY (258,477 USD) (2019, Kanagawa)
3.x	Average BMI (by gender) (BMI-22)	BMI Male 23.4 (Age 20-69) BMI Female 22.4 (Age 40-69) (2016, Kanagawa)
3.x	Life expectancy (by gender)	Male 81.5 (2015, Yokohama) Female 87.3 (2015, Yokohama)
3.x	National medical expenses per capita	306,000 JPY (2,781 USD) (2018, Kanagawa)
3.x	Availability of place to go to contribute to long-term preventative care	Available (2017, Yokohama)
3.x	Number of trained people such as volunteers for each person requiring long-term care (Number trained / Number of people requiring care)	0.2 (2017, Kanagawa)
3.x	Availability of carrying out long-term preventative care public awareness in general care	Available (2017, Yokohama)
3.x	Availability of carrying out community preventative care activity support in general care	Available (2017, Yokohama)
3.x	Availability of implementing community rehabilitation activity support project in general long-term care	Available (2017, Yokohama)
3.x	Medical expenses per elderly person (Medical expenses)	881,974 JPY (8,017 USD) (2019, Kanagawa)
3.x	Medical expenses per elderly person (Medical examination Cost)	679,263 JPY (6,175 USD) (2019, Kanagawa)
3.x	Availability of conducting home visits for all infant families	Available (2021, Yokohama)
3.x	Availability of childcare support visit project	Available (2021, Yokohama)



Goal 4. Ensure inclusive and equitable quality education and promote lifelong learning opportunities for all

	Local Indicators	Current Data (Year, Area)
4.1.1	Percentage of elementary and junior high school students ((Number of students enrolled in elementary and junior high schools - Number of students not attending school) / Number of students enrolled in elementary and junior high schools)	97.7% (2019, Yokohama)
4.2.1	Percentage of inpatients under 5 years old (Number of inpatients under 5 years old / population under 5 years old)	0.3% (2017, Yokohama)
4.2.2.1	Daycare attendance rate (Number of children in daycare / Population under 6 years old)	34.3% (2020, Yokohama)
4.2.2.2	Kindergarten attendance rate (Number of children in kindergarten / Population under 6 years old)	20.0% (2020, Yokohama)
4.2.2.3	Daycare/ kindergarten attendance rate (Number of children in daycare and kindergartens / population under 6 years old)	54.4% (2020, Yokohama)
4.2.2.4	Percentage of ordinary households with children under 3 years old and 4-5 years old by distance to the nearest Daycare (Less than 100m, 100-200m, 200-500m, 500-1000m, 1000m or more)	less than 100m: 2.0% 100-200m: 6.0% 200-500m: 34.7% 500-1000m: 42.6% more than 1000m: 14.6% (2008, Yokohama)
4.3.1	Vocational training costs per job seeker (Vocational training expenses / Population of job seekers (applicants for employment))	9,495 JPY (86.3 USD) (2020, Yokohama)
4.4.1	Number of computers per student (Number of computers / number of students)	0.1 (2016, Yokohama)
4.5.1.1	Parity index (elementary and junior high school) (Number of elementary and junior high school girls / number of elementary and junior high boys)	0.94 (2020, Yokohama)
4.5.1.2	Parity index (high school and university) (Number of high school and university girls / number of high school and elementary boys)	0.83 (2020, Yokohama)
4.6.1.1	Average percentage of correct answers for elementary school students in Japanese, math, and science	Japanese A: 73% Japanese B: 56% Math A: 66% Math B: 54% Science: 61% (2018, Yokohama)
4.6.1.2	Average percentage of correct answers for middle school students in Japanese, math, and science	Japanese A: 76% Japanese B: 63% Math A: 67% Math B: 50% Science: 66% (2018, Yokohama)
4.7.1	Number of social education facilities per 100,000 population* ((Total of lifelong learning centers such as public halls, libraries, museums, youth education facilities, women's education facilities, physical education facilities, theaters, music halls, etc. / Total population) x 100,000) *Changed from the original indicators	20.8 (2018, Kanagawa)
4.a.1.1	Internet connection rate at school (optical fiber line)	98.4% (2016, Yokohama)
4.a.1.2	Percentage of computers installed in schools	100% (2016, Yokohama)
4.a.1.3	Number of special education schools per 100,000 population* ((Number of special education schools / total population) x 100,000) *Changed from the original indicators	0.3(2020, Yokohama)

	Local Indicators	Current Data (Year, Area)
4.a.1.4	Number of toilets per elementary and junior high school student (Number of toilets in elementary and junior high schools / Number of students in elementary and junior high schools)	0.1 (2016, Yokohama)
4.b.1	Continuing to consider candidate indicators	n/a
4.c.1	Status of “Teachers’ ICT utilization leadership” by prefecture (Average percentage of faculty members who answered “I can do it” or “I can do it a little” per ICT-related situation)	(Use ICT for class preparation): 83.8% (Teach using ICT in class): 64.9% (Teach students to use ICT): 66.0% (Teach ICT literacy): 78.3% (2019, Kanagawa)



Goal 5. Achieve gender equality and empower all women and girls

	Local Indicators	Current Data (Year, Area)
5.1.1	Female advancement promotion plan availability	Available (2021, Yokohama)
5.2.1	Number of domestic abuse consultations from spouse per 100,000 population ((Number of domestic abuse consultations from spouse / total population) x 100,000) *Changed from the original indicators	87.1 (2019, Kanagawa)
5.2.2	Number of recognized cases of sexual violence per female population (Number of cases of sexual violence / female population)	0.00 (2019, Kanagawa)
5.3.1	Percentage of women married under the age of 18 (Women / women who got married under the age of 18)	0.00% (2019, Kanagawa)
5.3.2	Continuing to consider candidate indicators	n/a
5.4.1.1	Gender Parity Index for Houseworkers ((Number of women engaged in housework / Female labor force population) / (Number of men engaged in housework / Male labor force population))	14.7 (2015, Yokohama)
5.4.1.2	Percentage of children waiting to be accepted into a daycare (Number of children waiting to be accepted into a daycare / Population under 5 years old)	0.02% (2020, Yokohama)
5.5.1	Percentage of women in city council (Number of female city council members / number of city council members)	20.0% (2021.10, Yokohama)
5.5.2	Percentage of women on boards (Number of women on boards / number of board members)	20.7% (2015, Yokohama)
5.6.1	Continuing to consider candidate indicators	n/a
5.6.2	Female advancement promotion plan availability	Available (2021, Yokohama)
5.a.1	Percentage of female land-owning farmers (Number of female land-owning farmers / Total number of land-owning farmers)	7.6% (2015, Kanagawa)
5.a.2	Continuing to consider candidate indicators	n/a
5.b.1	Continuing to consider candidate indicators	n/a
5.c.1	Continuing to consider candidate indicators	n/a



Goal 6. Ensure availability and sustainable management of water and sanitation for all

	Local Indicators	Current Data (Year, Area)
6.1.1	Water supply penetration rate (water supplied population / total population)	99.999% (2019, Yokohama)

	Local Indicators	Current Data (Year, Area)
6.2.1	Public health costs per capita (Public health expenses / total population)	3,333 JPY (30.3 USD) (2019, Kanagawa)
6.3.1	Sewerage treatment population penetration rate	100.0% (2019, Yokohama)
6.3.2	River Biological Oxygen Demand (BOD) (75% of daily average) (mg/l)	Irie-bashi(Irie River) 2.0 Suidou-bashi (Katabira River) 1.4 Shimizu-bashi (Ooka River) 1.6 Seto-bashi (Miya River) 1.1 Hiragata-bashi (Jijuu River) 1.4 Yoshikura-bashi (Kashio River) 1.3 Takajo-bashi (Kashio River) 3.1 Itachigawa-bashi (Itachi River)1.5 Chiyo-bashi (Tsurumi River) 2.9 Koken-bashi (Sakai River) 2.3 (2009, Yokohama)
6.4.1	Continuing to consider candidate indicators	n/a
6.4.2	Continuing to consider candidate indicators	n/a
6.5.1.1	Number of water establishments per 100,000 population* ((Number of waterworks / total population) x 100,000) *Changed from the original indicators	0.08 (2016, Yokohama)
6.5.1.2	“Basin water cycle plan” based on the water cycle basic plan availability	Available (2002, Yokohama)
6.5.2	Continuing to consider candidate indicators	n/a
6.6.1	Continuing to consider candidate indicators	n/a
6.a.1	Sewerage costs per population (Sewerage cost / total population)	11,463 JPY (104.2 USD) (2019, Yokohama)
6.b.1	Rate of sewage line access under completed or on-going business	100% (2019, Kanagawa)



Goal 7. Ensure access to affordable, reliable, sustainable and modern energy for all

	Local Indicators	Current Data (Year, Area)
7.1.1	Continuing to consider candidate indicators	n/a
7.1.2	Continuing to consider candidate indicators	n/a
7.2.1.1	New energy power generation ratio (New energy power generation / total energy power generation)	0.3% (2021, Kanagawa)
7.2.1.2	Solar power generation installation ratio per household (Number of solar power generation facilities installed less than 10kW / number of households)	1.00% (2017, Yokohama)
7.2.1.3	Percentage of houses with hot water equipment that uses solar heat	1.03% (2018, Yokohama)
7.2.1.4	Percentage of homes with solar power generation equipment	2.15% (2018, Yokohama)
7.3.1	Total production per energy consumption (Gross production / energy consumption)	41,987,170 JPY (381,701 USD) (2018, Kanagawa)
7.a.1	Continuing to consider candidate indicators	n/a
7.b.1	Continuing to consider candidate indicators	n/a
7.x	Electricity and energy consumption per capita (Electricity energy consumption / total population)	0.09TJ (2018, Kanagawa)
7.x	Private power generation ratio (unique unit)	5.1% (2019, Kanagawa)
7.x	Private power generation ratio (calorie unit)	5.1% (2019, Kanagawa)
7.x	Percentage of homes with double or more sashes or double-glazed windows	23.9% (2018, Yokohama)



Goal 8. Promote sustained, inclusive and sustainable economic growth, full and productive employment and decent work for all

	Local Indicators	Current Data (Year, Area)
8.1.1.1	Gross domestic product per capita (Gross domestic product / total population)	3,706,329 JPY (33,694 USD) (2018, Yokohama)
8.1.1.2	Gross domestic product per capita over the previous year	1.2% (2018, Yokohama)
8.2.1.1	Total production per worker (Gross production / number of workers)	8,440,825 JPY (76,734 USD) (2018, Yokohama)
8.2.1.2	Total production per worker over the previous year	-0.21% (2018/2017, Yokohama)
8.3.1	Continuing to consider candidate indicators	n/a
8.4.1	Daily waste emissions per person (household sector)	831g (2018, Yokohama)
8.4.2	Daily waste emissions per person (household sector)	831g (2018, Yokohama)
8.5.1	Continuing to consider candidate indicators	n/a
8.5.2	Unemployment rate (total unemployment / labor force population)	2.8% (2020, Yokohama)
8.6.1	Continuing to consider candidate indicators	n/a
8.7.1	Percentage of workers aged 15-17 (mainly working population aged 15-17 / population aged 15-17)	0.38% (2015, Yokohama)
8.8.1	Industrial Accident Receiving Rate (Number of New Industrial Accident Recipients / Number of Workers)	1.4% (2019, Yokohama)
8.8.2.1	Average overtime hours (excess actual working hours per month (companies with total number of employees: 10 or more))	15 hours (2019, Kanagawa)
8.8.2.2	Turnover (Number of employees who left the company / (Number of continuous employees + Number of employees who changed jobs + Number of employees who left the company))	4.1% (2017, Kanagawa)
8.9.1	Tourism consumption per total production (Tourism consumption / total production)	2.6% (2018, Yokohama)
8.10.1	Number of banks per 100,000 population* (Number of banks / total population) x 100,000 *Changed from the original indicators	6.2 (2021, Yokohama)
8.10.2	Continuing to consider candidate indicators	n/a
8.a.1	Continuing to consider candidate indicators	n/a
8.b.1	Continuing to consider candidate indicators	n/a



Goal 9. Build resilient infrastructure, promote inclusive and sustainable industrialization and foster innovation

	Local Indicators	Current Data (Year, Area)
9.1.1.1	Paved road ratio (Actual extension of paved road / actual extension of road)	98.4% (2020, Yokohama)
9.1.1.2	Percentage of ordinary households whose distance to the nearest form of transportation is XXm or less in total ordinary households (Less than 200m to the station, 200-500m to the station, 500-1,000m to the station, 1,000-2,000m to the station, More than 2,000m to the station)	<ul style="list-style-type: none"> • less than 200m: 6.5% • 200-500m: 16.7% • 500-1,000m: 29.6% • 1,000-2,000m: 31.0% • more than 2,000m: 16.2% (2018, Yokohama)
9.1.2	Continuing to consider candidate indicators	n/a
9.2.1.1	Gross value-added sum in the manufacturing industry per capital (Gross value-added sum in manufacturing industry / total population)	288,538 JPY (2,623 USD) (2018, Yokohama)

	Local Indicators	Current Data (Year, Area)
9.2.1.2	Percentage of gross value added sum of manufacturing industry in total production* (Gross value added sum in manufacturing industry / total production) *Changed from the original indicators	8.9% (2016, Yokohama)
9.2.2	Percentage of manufacturing workers (number of manufacturing workers / total number of workers)	6.3% (2017, Yokohama)
9.3.1	Continuing to consider candidate indicators	n/a
9.3.2	Continuing to consider candidate indicators	n/a
9.4.1	CO2 emissions per total production (CO2 emissions / gross production)	0.001kg-CO2/JPY(0.14kg-CO2/USD) (2018, Yokohama)
9.5.1	Continuing to consider candidate indicators	n/a
9.5.2	Percentage of inventors (Number of inventors / total population)	0.6% (2020, Kanagawa)
9.a.1	Civil engineering cost ratio (Civil engineering cost / total expenditure)	14.1% (2019, Yokohama)
9.b.1	Gross value added sum to total gross value added sum (Electrical machinery and equipment manufacturing industry) (Gross value added sum (Electrical machinery and equipment manufacturing industry) / Manufacturing industry Gross value added sum)	5.1% (2019, Yokohama)
9.c.1	Internet penetration rate	89.7% (2020, Kanagawa)



Goal 10. Reduce inequality within and among countries

	Local Indicators	Current Data (Year, Area)
10.1.1	Continuing to consider candidate indicators	n/a
10.2.1.1	Household percentage by annual income class (• Households less than 1 million yen / ordinary households • Households less than 2 million yen / ordinary households • Households less than 3 million yen / ordinary households • Households less than 4 million yen / ordinary households • Households less than 5 million yen / ordinary households)	<ul style="list-style-type: none"> • less than 1 million yen: 3.7% • less than 2 million yen: 12.4% • less than 3 million yen: 26.7% • less than 4 million yen: 40.7% • less than 5 million yen: 52.4% (2018, Yokohama)
10.2.1.2	1.2.1.2 Percentage change rate of household ratio by annual income class (Household percentage by annual income class / Household percentage by annual income class as of 5 years ago) -1)* *Changed the calculation method of the index	1.2.1.2 Less than 1 million yen: 8.8% Less than 2 million yen: 4.2% Less than 3 million yen: 2.3% Less than 4 million yen: 0.7% Less than 5 million yen: -0.6% (2018/2013, Yokohama)
10.2.1.3	Gini coefficient	0.350(2014, Kanagawa)
10.3.1	Continuing to consider candidate indicators	n/a
10.4.1	Labor productivity (Value added sum / number of employees)	5,765,292 JPY (52,411 USD) (2016, Yokohama)
10.5.1	Continuing to consider candidate indicators	n/a
10.6.1	Continuing to consider candidate indicators	n/a
10.7.1	Continuing to consider candidate indicators	n/a
10.7.2	Continuing to consider candidate indicators	n/a
10.a.1	Continuing to consider candidate indicators	n/a
10.b.1	Continuing to consider candidate indicators	n/a
10.c.1	Continuing to consider candidate indicators	n/a

	Local Indicators	Current Data (Year, Area)
10.x	Percentage of main households with barrier-free household members aged 65 and over	42.4% (2018, Yokohama)
10.x	Percentage of main households with household members aged 65 and over by distance to the nearest Elderly Day Service Center (Less than 250m, 250-500m, 500-1000m, 1000-2000m, 2000m or more)	Less than 250 m: 28.5% 250-500 m: 36.0% 500-1000 m: 30.7% 1000-2000 m: 4.8% more than 2000 m: 0.0% (2018, Yokohama)



Goal 11. Make cities and human settlements inclusive, safe, resilient and sustainable

	Local Indicators	Current Data (Year, Area)
11.1.1.1	Homeless rate (Number of homeless people / total population)	0.01% (2020, Yokohama)
11.1.1.2	Percentage of households below the minimum living area level* (Number of households below the minimum living area level / number of main households) *Single household: 20m ² , Two-person household: 30m ² , Three-person household: 40m ² , Four-person household: 50m ²	7.9% (2018, Yokohama)
11.2.1.1	Railway, train, bus usage rate (number of people aged 15 and over who commute to work or school outside the home and who use the railway, train, bus / number of people aged 15 and over who commute to work or school outside the home)	81.4% (2010, Yokohama)
11.2.1.2	Percentage of ordinary households whose distance to the nearest transportation is XXm or less* (Less than 200m to the station, 200-500m to the station, 500-1,000m to the station, 1,000-2,000m to the station, More than 2,000m to the station) *Changed from the original indicators	<ul style="list-style-type: none"> • less than 200 m: 6.5% • 200-500 m: 16.7% • 500-1,000 m: 29.6% • 1,000-2,000 m: 31.0% • more than 2,000 m: 16.2% (2018, Yokohama)
11.3.1.1	Population change rate ((Number of births - number of deaths) + (number of incoming migrants - number of outgoing migrants) / total population)	0.14% (2020, Yokohama)
11.3.1.2	Natural population change rate ((Number of births - number of deaths) / total population)	-0.22% (2020, Yokohama)
11.3.1.3	Population and social change rate ((Number of incoming migrants - number of outgoing migrants) / total population)	0.36% (2020, Yokohama)
11.3.1.4	Urbanization control area ratio (Urbanization control area / total area)	22.6% (2020, Yokohama)
11.3.1.5	Population ratio in controlled urbanization areas (Population in controlled urbanization areas / total population)	3.4% (2020, Yokohama)
11.3.1	Continuing to consider candidate indicators	n/a
11.4.1	Average cultural property preservation project cost (subsidy grant amount) (Amount of subsidy / number of subsidies issued)	25,854,667 JPY (235,042 USD) (2020, Yokohama)
11.5.1	Continuing to consider candidate indicators	n/a
11.5.2	Disaster recovery cost ratio (Disaster recovery expenses of local government expenditure / total expenditure)	n/a (2019, Yokohama)
11.6.1	Final disposal rate of waste (Final disposal amount / total amount of waste discharged)	11.1% (2019, Yokohama)
11.6.2.1	Fine particulate matter (PM2.5) annual average value (µg / m ³)	9-13.9µg/m ³ (depending on a measurement point) (2018, Yokohama)

	Local Indicators	Current Data (Year, Area)
11.6.2.2	Number of days when the daytime hourly value of photochemical oxidant (Ox) concentration was 0.12 ppm or more	2-4 days (depending on a measurement point) (2018, Yokohama)
11.6.2.3	Nitrogen oxide (NOx) annual average (ppm)	0.014-0.023ppm (depending on a measurement point) (2018, Yokohama)
11.6.2.4	Sulfur dioxide (SO2) annual average (ppm)	0.001-0.004ppm (depending on a measurement point) (2018, Yokohama)
11.6.2.5	Environmental standard achievement rate for PM2.5 concentration	100% (2018, Yokohama)
11.6.2.6	Environmental standard achievement rate for SPM concentration	100% (2018, Yokohama)
11.7.1.1	Number of libraries per habitable area (Number of libraries / habitable area)	0.04 per 1km ² (2019, Yokohama)
11.7.1.2	Number of public halls per habitable area (Number of public halls / habitable area)	n/a
11.7.1.3	Number of libraries and public halls per habitable area ((Number of libraries + Number of public halls) / Area of habitable area)	n/a
11.7.1.4	Library area per habitable area (Total library area / habitable area)	0.00 km ² (2019, Yokohama)
11.7.1.5	Public hall area per habitable area (Total area of public hall / Area of habitable area)	n/a
11.7.1.6	Library area and public hall area per habitable area ((Total area of library + Total area of public hall) / Area of habitable area)	n/a
11.7.1.7	Number of parks per capita (Number of parks / total population)	0.001 (2019, Yokohama)
11.7.1.8	Park area per capita (Park area / total population)	4.9m ² (2019, Yokohama)
11.7.1.9	Park area per habitable area (Park area / habitable area)	0.05km ² (2019, Yokohama)
11.7.2	Number of recognized sex offenders per capita (Number of recognized sex offenders / total population)	0.00(2019, Kanagawa)
11.a.1.1	Population ratio in controlled urbanization area (Population in controlled urbanization area / total population)	3.4% (2020, Yokohama)
11.a.1.2	Availability of local supporters	Available (2019, Yokohama)
11.b.1	Disaster Prevention Meeting availability	Available (2021, Yokohama)
11.b.2	Disaster Prevention Meeting availability	Available (2021, Yokohama)
11.c.1	Disaster Prevention Meeting availability	Available (2021, Yokohama)
11.x	Number of fire deaths per 100,000 population	0.6 (2020, Kanagawa)
11.x	Number of fires per 10,000 population	2.0 (2020, Kanagawa)
11.x	Unoccupied house rate (Number of vacant houses / Total number of houses)	9.7% (2018, Yokohama)
11.x	Number of foul odor complaints per 1,000 people	0.1 (2018, Yokohama)
11.x	Number of noise complaints per 1,000 people	0.1 (2018, Yokohama)
11.x	Achievement rate of environmental standards related to noise	Daytime (6am-10pm): 46/50 Nighttime (10pm-6am): 41/50 (2015, Yokohama)
11.x	Percentage of ordinary households by distance to the nearest emergency evacuation site (less than 250m, 250-500m, 500-1000m, 1000-2000m, 2000m or more)	less than 250m: 22.5% 250-500m: 34.7% 500-1000m: 35.4% 1000-2000m: 7.4% more than 2000m: 0% (2018, Yokohama)

	Local Indicators	Current Data (Year, Area)
11.x	Percentage of main households with household members aged 65 and over by distance to the nearest Elderly Day Service Center (Less than 250m, 250-500m, 500-1000m, 1000-2000m, 2000m or more)	Less than 250m: 28.5% 250-500m: 36.0% 500-1000m: 30.7% 1000-2000m: 4.8% more than 2000m: 0.0% (2018, Yokohama)
11.x	Percentage of main households with barrier-free household members aged 65 and over	42.4% (2018, Yokohama)



Goal 12. Ensure sustainable consumption and production patterns

	Local Indicators	Current Data (Year, Area)
12.1.1	Continuing to consider candidate indicators	n/a
12.2.1	Daily waste emissions per person (household sector)	611g (2018, Yokohama)
12.2.2	Continuing to consider candidate indicators	n/a
12.3.1	Continuing to consider candidate indicators	n/a
12.4.1	Continuing to consider candidate indicators	n/a
12.4.2	Hazardous waste ratio (Other waste / total amount of waste brought in)	- (2018, Yokohama)
12.5.1	Garbage recycling rate	23.5% (2018, Yokohama)
12.6.1	Continuing to consider candidate indicators	n/a
12.7.1	Continuing to consider candidate indicators	n/a
12.8.1	Continuing to consider candidate indicators	n/a
12.a.1	Continuing to consider candidate indicators	n/a
12.b.1	Continuing to consider candidate indicators	n/a
12.c.1	Continuing to consider candidate indicators	n/a



Goal 13. Take urgent action to combat climate change and its impacts

	Local Indicators	Current Data (Year, Area)
13.1.1	Continuing to consider candidate indicators	n/a
13.1.2	Disaster Prevention Meeting availability	Available (2021, Yokohama)
13.1.3	Disaster Prevention Meeting availability	Available (2021, Yokohama)
13.2.1.1	Availability of local public body action plan (area measures) based on the Act on Promotion of Global Warming Countermeasures	Available (2018, Yokohama)
13.2.1.2	Availability of climate change adaptation plan formulated in the regional action plan for global warming countermeasures	Available (2018, Yokohama)
13.3.1	Number of environmental conservation activities carried out at public halls	n/a
13.3.2.1	Availability of local public body action plan (area measures) based on the Act on Promotion of Global Warming Countermeasures	Available (2018, Yokohama)
13.3.2.2	Availability of climate change adaptation plan formulated in the regional action plan for global warming countermeasures	Available (2018, Yokohama)
13.a.1	Continuing to consider candidate indicators	n/a
13.b.1	Continuing to consider candidate indicators	n/a
13.x	CO2 emissions per capita (CO2 emissions / total population)	4.6t (2018, Yokohama)



Goal 14. Conserve and sustainably use the oceans, seas and marine resources for sustainable development

	Local Indicators	Current Data (Year, Area)
14.1.1	Continuing to consider candidate indicators	n/a
14.2.1	Continuing to consider candidate indicators	n/a
14.3.1	Continuing to consider candidate indicators	n/a
14.4.1	Year-on-year rate of change in catch and aquaculture catch (((Catch + aquaculture catch) / (previous year catch + previous year aquaculture catches) * 100 - 100))	20.9% (aquaculture catch n/a) (2018/2017, Yokohama)
14.5.1	Continuing to consider candidate indicators	n/a
14.6.1	Continuing to consider candidate indicators	n/a
14.7.1	Continuing to consider candidate indicators	n/a
14.a.1	Continuing to consider candidate indicators	n/a
14.b.1	Continuing to consider candidate indicators	n/a
14.c.1	Continuing to consider candidate indicators	n/a
14.x	Percentage of research expenses related to fisheries technology per research expenses (Research expenses of fishery-related research institutes / total research expenses of other research institutes in the prefecture including fishery-related research institutes)	Exploring Data Sources or Alternative Indicators



Goal 15. Protect, restore and promote sustainable use of terrestrial ecosystems, sustainably manage forests, combat desertification, and halt and reverse land degradation and halt biodiversity loss

	Local Indicators	Current Data (Year, Area)
15.1.1	Forest area ratio (Forest area / total area)	8.5% (2018, Yokohama)
15.1.2	Continuing to consider candidate indicators	n/a
15.2.1	Forestry Examination Guidance Institution Personnel Rate (Forestry Examination Guidance Institution Personnel / Total Population)	0.0% (2020, Kanagawa)
15.3.1	Continuing to consider candidate indicators	n/a
15.4.1	Wildlife Sanctuary Ratio (Wildlife Sanctuary Area / total Area)	18.1% (2020, Kanagawa)
15.4.2	Continuing to consider candidate indicators	n/a
15.5.1	Number of endangered species per area (Number of endangered species / total area)	0.7/km ² (2021, Kanagawa)
15.6.1	Continuing to consider candidate indicators	n/a
15.7.1	Continuing to consider candidate indicators	n/a
15.8.1	Continuing to consider candidate indicators	n/a
15.9.1	Biodiversity regional strategy availability	Available (2018, Yokohama)
15.a.1	Continuing to consider candidate indicators	n/a
15.b.1	Continuing to consider candidate indicators	n/a
15.c.1	Continuing to consider candidate indicators	n/a



Goal 16. Promote peaceful and inclusive societies for sustainable development, provide access to justice for all and build effective, accountable and inclusive institutions at all levels

	Local Indicators	Current Data (Year, Area)
16.1.1	Number of homicides recognized per 100,000 population* ((Number of homicides recognized / total population) x 100,000) *Changed from the original indicators	0.6 (2019, Kanagawa)
16.1.2	Continuing to consider candidate indicators	n/a
16.1.3.1	Number of recognized cases of sexual violence per 100,000 population* ((Number of cases of sexual violence / total population) x 100,000) *Changed from the original indicators	8.2 (2019, Kanagawa)
16.1.3.2	Number of violent acts at school (per 1,000 people)	20.2 (2019, Yokohama)
16.1.4.1	Number of criminal offenses recognized per 100,000 population* ((Number of criminal offenses recognized / total population) x 100,000) *Changed from the original indicators	454.2 (2019, Kanagawa)
16.1.4.2	Number of street crimes (total value of violent crimes and sexual violence) recognized per 100,000 population* ((Number of street crimes recognized / total population) x 100,000) *Changed from the original indicators	33.7 (2019, Kanagawa)
16.2.1	Availability of providing information on child-rearing support	Available (2017, Yokohama)
16.2.2	Number of reported cases of predatory kidnapping and trafficking per 100,000 population* ((Number of reported cases of kidnapping and trafficking in persons / total population) x 100,000) *Changed from the original indicators	0.1 (2019, Kanagawa)
16.2.3	Continuing to consider candidate indicators	n/a
16.3.1.1	Number of crimes recognized per 100,000 population* ((Number of crimes recognized / total population) x 100,000) *Changed from the original indicators	359.1 (2020, Yokohama)
16.3.1.2	Criminal law offense arrest rate	49.6% (2020, Kanagawa)
16.3.1.3	Theft arrest rate	38.1% (2019, Kanagawa)
16.3.2	Continuing to consider candidate indicators	n/a
16.4.1	Number of gambling recognitions per 100,000 population* ((Number of gambling recognitions / total population) x 100,000) *Changed from the original indicators	0.1 (2019, Kanagawa)
16.4.2	Number of recognized laws regarding the punishment of organized crime and regulation of criminal proceeds per 100,000 population* ((Number of recognized laws regarding punishment of organized crime and regulation of criminal proceeds / total population) x 100,000) *Changed from the original indicators	0.3 (2019, Kanagawa)
16.5.1	Number of bribery crimes per 100,000 population* ((Number of bribery crimes recognized / total population) x 100,000) *Changed from the original indicators	0.0 (2019, Kanagawa)
16.5.2	Number of bribery crimes per 100,000 population* ((Number of bribery crimes recognized / total population) x 100,000) *Changed from the original indicators	0.0 (2019, Kanagawa)
16.6.1	Continuing to consider candidate indicators	n/a
16.6.2	Continuing to consider candidate indicators	n/a
16.7.1	Percentage of women in city council (Number of female city council members / number of city council members)	20.0% (2021.10, Yokohama)
16.7.2	Continuing to consider candidate indicators	n/a
16.8.1	Continuing to consider candidate indicators	n/a
16.9.1	Percentage of population under 5 years old (Population under 5 years old / total population)	3.7% (2020, Yokohama)

	Local Indicators	Current Data (Year, Area)
16.10.1	Continuing to consider candidate indicators	n/a
16.10.2	Continuing to consider candidate indicators	n/a
16.a.1	Continuing to consider candidate indicators	n/a
16.b.1	Continuing to consider candidate indicators	n/a



Goal 17. Strengthen the means of implementation and revitalize the Global Partnership for Sustainable Development

	Local Indicators	Current Data (Year, Area)
17.1.1	Continuing to consider candidate indicators	n/a
17.1.2.1	Financial strength index* *The average of the figures obtained by dividing the standard financial revenue by the standard financial demand over the past three years.	0.97 (2019, Yokohama)
17.1.2.2	Local tax ratio (Total revenue settlement)	47.2% (2019, Yokohama)
17.1.2.3	Percentage of independent financial resources	61.2% (2019, Yokohama)
17.2.1	Continuing to consider candidate indicators	n/a
17.3.1	Continuing to consider candidate indicators	n/a
17.3.2	Continuing to consider candidate indicators	n/a
17.4.1	Real Debt Service Ratio* *The average of the ratios of principal and quasi-interest repayments owed by local governments to the standard fiscal scale over the past three years, an indicator of the size of municipal bond repayments and the degree of cash flow.	10.2% (2019, Yokohama)
17.5.1	Continuing to consider candidate indicators	n/a
17.6.1	Continuing to consider candidate indicators	n/a
17.6.2	Internet broadband contract rate per household	200.2% (2021, Kanagawa)
17.7.1	Continuing to consider candidate indicators	n/a
17.8.1	Internet penetration rate	89.7% (2020, Kanagawa)
17.9.1	Continuing to consider candidate indicators	n/a
17.10.1	Continuing to consider candidate indicators	n/a
17.11.1	Continuing to consider candidate indicators	n/a
17.12.1	Continuing to consider candidate indicators	n/a
17.13.1	Continuing to consider candidate indicators	n/a
17.14.1	Continuing to consider candidate indicators	n/a
17.15.1	Continuing to consider candidate indicators	n/a
17.16.1	Continuing to consider candidate indicators	n/a
17.17.1	Availability of local supporters	Available (2019, Yokohama)
17.18.1	Continuing to consider candidate indicators	n/a
17.18.2	Continuing to consider candidate indicators	n/a
17.18.3	Continuing to consider candidate indicators	n/a
17.19.1	Continuing to consider candidate indicators	n/a
17.19.2	Continuing to consider candidate indicators	n/a





OPEN
YOKOHAMA International Affairs Bureau, City of Yokohama